

AGENDA

- I. CALL TO ORDER
 - A. Roll Call
 - B. Remote Attendance
- II. PUBLIC COMMENT – *Meeting attendees are encouraged to participate during the Public Comment portion of the agenda. If you would like to address the board, please sign in ahead of time on the sheet near the meeting room entrance. You will be recognized in the same order that you have signed in. For further details on how to participate in the Public Comment section of the meeting, please refer to CCFPD Resolution number R-2013-04.*
- III. AGENDA MODIFICATIONS
- IV. PRESENTATIONS
 - A. 2025 Annual Comprehensive Financial Report
- V. APPROVAL OF CONSENT AGENDA (Items A through E)
 - A. Minutes of Regular Meeting on May 21, 2026
 - B. Minutes of Special Meeting on June 3, 2026
 - C. Monthly Staff Reports
 - D. Disbursements for Approval
 - E. May Treasurers Report
 - F. Accept 2025 Annual Comprehensive Financial Report
- VI. FOREST PRESERVE FRIENDS FOUNDATION REPORT
- VII. COMMISSIONERS' REPORT
 - A. Commissioner Comments
- VIII. STAFF REPORTS
 - A. Executive Director Announcements
- IX. OLD BUSINESS
- X. NEW BUSINESS
 - A. Retroactive Approval of Emergency Repair of Botanical Garden Well
 - B. Approval of Land Acquisition Funding Transfer
 - C. KRT Intergovernmental Agreement Amendment
 - D. Approval of Change Orders 2 and 3 for Kickapoo Rail Trail
 - E. Nature Center Design-Build Contract Approval
 - F. Resolution 2026-02 – Honoring Commissioner William Goodman
- XI. DISCUSSION
- XII. ADJOURNMENT

Journal of Proceedings
REGULAR MEETING – BOARD OF COMMISSIONERS
May 21, 2026, 6:00 pm,
Golf Course Clubhouse, Lake of the Woods, Mahomet, Illinois

The Champaign County Forest Preserve District Board of Commissioners met at a Regular Meeting on Thursday, May 21, 2026, at the Golf Course Clubhouse, Lake of the Woods, Mahomet, Illinois. Commissioner Knott called the Regular Meeting to order at 6:00 p.m. Commissioner Toalson called the roll. The following Commissioners were present: Knott, Bartlett, Toalson and Goodman. Commissioner Hundley was absent with notice.

REMOTE ATTENDANCE – None

PUBLIC COMMENT – None

AGENDA MODIFICATIONS - None

PRESENTATIONS - None

APPROVAL OF CONSENT AGENDA

- A. Minutes of Regular Meeting on April 16, 2026**
- B. Monthly Staff Reports**
- C. Disbursements for Approval**
- D. April Treasurers Report**

Commissioner Bartlett made a motion to approve consent agenda items A. through D. Commissioner Goodman seconded.

A roll call vote was taken. The following commissioners voted “yes”: Knott, Toalson, Bartlett and Toalson. Motion carried.

FOREST PRESERVE FRIENDS FOUNDATION

Commissioner Bartlett provided an update on the Nature Center building design and fundraising status, as well as the Kickapoo Rail Trail construction and fundraising. The Forest Preserve Friends Foundation Memorandum of Understanding and Bylaws have been approved by the Foundation. The Foundation is funding the purchase of a refrigerator for Lake of the Woods Pavilion for use by Champaign-Urbana Special Recreation, that will then also be available when individuals rent the facility for events. The Fundraising Committee met on May 20 and reviewed current donor lists, including area businesses that could potentially be approached for donations, as well as the status of the Three Rivers Society members.

COMMISSIONER COMMENTS

Commissioners noted positive things about the following items from staff reports and observations:

- Very impressed with the programming at the Museum and all the options available to the public
- Congratulations to Mike Daab on his 20th Anniversary with the Forest Preserves
- Great opportunities for connection with the public with the egg hunt and programs offered

- Volunteer efforts are impressive and great to see people in the community getting involved
- Museum continues to impress with items the public donates and the programs available to the public
- Appreciate the maps and trail signs for the preserves
- Nice to see the Forest Preserves so frequently in the media
- Great to see interest from several area service groups and their desire to volunteer
- Amazing to see the numbers for the Golf Course and the phenomenal first month of opening for golf
- Nice to see that more than half the visitors to the Museum are new visitors
- Kudos to everyone who participated in the cleanup after the tornado

STAFF REPORTS

A. Executive Director Announcements

Executive Director Lorrie Pearson reported improvements in and around the golf course, including new appliances in the clubhouse and landscaping next to the Pro Shop. She also noted that now that the clubhouse is listed as a rental facility alongside other rentals, it is rented several times a month versus several times a year.

OLD BUSINESS – None

NEW BUSINESS

A. Approval Request to Acquire Collections

Commissioner Toalson moved the Board to approve the acquisition of donations for the permanent collection offered by the Congregation of Shiloh UMC, Shirley Berbaum, John Schmale, and Barber & DeAtley Inc. Commissioner Knot seconded.

A roll call vote was taken. The following commissioners voted “yes”: Knott, Toalson, Bartlett and Goodman. Motion carried.

B. Approval of New Position (FT) in Museum and Education Department

Commissioner Toalson moved the Board to approve a full-time Visitor Services Office Supervisor position to directly supervise Visitor Services Associates. Commissioner Bartlett seconded. Museum and Education Director Kamryn Suttinger explained the job duties of the Visitor Service Associates and the challenges the Museum has experienced when there is a vacation or illness amongst the staff, sometimes resulting in closing a location when it would normally be open because there is no one available to cover that area or shift. A recent resignation allowed for this position to be revised, and the budgeted dollars for the current position will be moved to help pay for the new position.

A roll call vote was taken. The following commissioners voted “yes”: Knott, Toalson, Bartlett and Toalson. Motion carried.

DISCUSSION

A. July 2026 Health Insurance Renewal

Human Resources Director Michael Ambrose provided an update regarding the 2026 health insurance renewal. The current Forest Preserves health plan expires on June 30, 2026, and the current provider, Blue Cross Blue Shield, has quoted a 20% increase in premiums to renew the

plan. An alternative quote was received from United Healthcare, who is offering similar coverage with a slight cost savings. Ambrose requested the Board of Commissioners be prepared to attend a special meeting to vote on the selection of the group health insurance plans and provide direction on the amounts that the Forest Preserves will contribute towards health insurance premiums.

EXECUTIVE SESSION - None

MEETING ADJOURNMENT

Commissioner Goodman made a motion to adjourn the Regular Meeting at 6:32pm. Commissioner Toalson seconded. A voice vote was taken. Motion carried.

Mark Toalson, Secretary
Board of Commissioners
Champaign County Forest Preserve District

Journal of Proceedings
SPECIAL MEETING – BOARD OF COMMISSIONERS
June 3, 2026, 3:30 pm,
Headquarters Conference Room, Lake of the Woods Forest Preserve, 109 S Lake of the
Woods Road, Mahomet, Illinois

The Champaign County Forest Preserve District Board of Commissioners met at a Special Meeting on Wednesday, June 3, 2026, at the Headquarters Conference Room, Lake of the Woods Forest Preserve, 109 S Lake of the Woods Road, Mahomet, Illinois. Commissioner Knott called the Special Meeting to order at 3:30 p.m. Commissioner Knott called the roll. The following Commissioners were present: Knott, Goodman and Bartlett. Hundley was absent with notice and Toalson was absent without notice.

Staff Present: Lorrie Pearson, Michael Daab, Brock Martin, Michael Ambrose and Rebecca Smith.

REMOTE ATTENDANCE – None

PUBLIC COMMENT – None

AGENDA MODIFICATIONS – None

NEW BUSINESS

A. Approve Health Insurance Provider Beginning July 1, 2026

Commissioner Bartlett moved the Board to approve the selection of United Healthcare as the new health insurance carrier for the Champaign County Forest Preserve District and authorize the Executive Director to sign and execute all applications and related administrative processes required to establish United Healthcare as the new carrier. Michael Ambrose, HR Director, explained that the current insurance provider, Blue Cross Blue Shield, quoted a 20% increase in premiums to renew the plan, resulting in an annual cost increase of \$74,408.47 to the Forest Preserves. United Healthcare provided a quote for plans that have comparable coverage, affordable premiums for employees and the Forest Preserves, and that most providers who are currently in-network would remain that way. Commissioner Goodman seconded.

A roll call vote was taken. The following commissioners voted “yes”: Knott, Goodman and Bartlett. Motion carried.

EXECUTIVE SESSION

At 3:40 pm, Commissioner Knott moved to go into a closed session for “The purchase or lease of real property for the use of the public body, including meetings held for the purpose of discussing whether a particular parcel should be acquired,” as authorized by 5 ILSC 120/2(c)(5). Commissioner Goodman seconded. The following commissioners voted “yes”: Knott, Goodman and Bartlett. Motion carried.

At 3:50 pm, Commissioner Knott moved the Board back into open session. Commissioner Barlett seconded. A voice vote was taken. Motion carried.

MEETING ADJOURNMENT

Commissioner Goodman made a motion to adjourn the Special Meeting at 3:50pm.
Commissioner Bartlett seconded. A voice vote was taken. Motion carried.

Mark Toalson, Secretary
Board of Commissioners
Champaign County Forest Preserve District

June 18, 2026

Memorandum


To: Board of Commissioners

From: Rebecca Smith, Business and Finance Specialist

Re: June Staff Reports

Executive Management (Lorrie Pearson, Michael Daab)

- Commissioner Knott and Lorrie attended the IAPD Legislative Conference and visited with legislators during Parks Day at the Capitol. Conversations were held with Senators Rose, Faraci, and Representative Ammons, and all legislators (including Representatives Schweizer, Miller, and Niemerg) were provided with Forest Preserves memorabilia, including a can of Hopilly sparkling water.
- Commissioners Goodman and Toalson were joined by staff and members of the Geil family, who previously owned the property, for a ribbon-cutting to mark the opening of the newest part of River Bend Forest Preserve: Oxbow Ridge.
- Lorrie was bestowed the honor of presenting the 2026 convocation address for the Department of Urban and Regional Planning, the same department she attended while at the University of Illinois.
- Staff from Planning, Construction, Museum & Education, plus Michael and Lorrie met on-site with prospective respondents to the Nature Center Design-Build RFP to walk through the existing conditions and answer questions.
- Michael spent significant time over the past month in consultation with legal counsel on land acquisition and encroachments along the KRT as well as on advancing the Nature Center project.



Planning and Construction (Sam Ihm)

Planning

- Homer Lake Nature Center OSLAD (outdoor work):
 - A temporary version of the Homer Lake Disc Golf course will open soon, followed by more formal course signage and permanent targets in the fall.
 - The parking lot expansion was planned to be constructed in 2026, but tree removal restrictions require delaying until 2027.
- *KRT*:
 - Staff have been developing initial plans for amenities along the Urbana section of the Kickapoo Rail Trail, including safety improvements, branded signage, wayfinding, interpretive signs, fencing, and art. These will be funded through a separate DCEO grant.

- The Forest Preserves were not awarded an American Trails grant for removal of invasives along the KRT. Only 6 projects were awarded nationwide. Staff will apply for an AllTrails grant with a similar scope due in July.
- The Urbana Park District (UPD)'s Weaver Park Trailhead is expected to be complete by mid/late June. See images of the progress as of early June below, including the installation of branded KRT bike racks. We are used to orange racks, but blue is both a KRT and a UPD color. Mark your calendars for a ribbon-cutting scheduled for late afternoon or early evening of Wednesday, September 9.



- A change order for \$9,541.53 was approved for KRT Weaver Park Trailhead/Pavilion:

Date	Description	Change in Contract	Contract to Date	Comments
2/20/2025	Original Contract	\$ 951,575.00	\$ 951,575.00	Bid award
4/8/2025	CO1	\$ 3,850.00	\$ 955,425.00	DBE Participation
6/19/2025	CO2	\$ 13,532.12	\$ 968,957.12	Additional lighting/DF
9/26/2025	CO3	\$ 4,097.24	\$ 973,054.36	Added rebar and concrete to foundation following receipt of pavilion structure engineering
4/17/2026	CO4	\$ 3,872.95	\$ 976,927.31	Removal of fire extinguisher; added masonry
5/7/2026	CO5	\$ 2,886.19	\$ 979,813.50	New model of door closers, moving them to interior, lintel and masonry adjustments
5/14/2026		\$ 9,541.53	\$ 989,355.03	Ameren cabling improvement

Construction

- The crew constructed a large shelter at the Discovery Garden near the new restroom. By the time commissioners are reading this, the addition of walls to transform the shelter into an outdoor classroom has likely been completed. The greenhouse is expected to arrive in August.
- Mike Fry and Rusty Maulding have been planning the layout of the parking, path, shelter, and deck for the Gloria and Richard Rayburn Bird Overlook that is set to be dedicated in August.

- Staff replaced the ramp at the Museum’s Historic One-Room Schoolhouse. The new deck is the same material as the new Izaak Walton deck, made of over 95% recycled material. See before and after images:



Business and Finance (Brock Martin)

- Kelsey Beccue joined as the Advancement Officer
- Wrap up items for 2025 audit were provided to auditors
- Preparation of the 2027 budget has started
- Work continues to obtain quotes for property and liability insurance options
- Brock attended IGFOA Lunch and Learn: Salary & Benefit Costing Unlocked

Human Resources (Michael Ambrose)

- During the month of May, HR processed 13 hires (2 part-time, 11 seasonal) and 2 terminations (one part-time and one seasonal).
- As of May 31, our total headcount was 120 employees, including 54 FT, 28 PT, and 49 seasonal employees.
- Open enrollment for health insurance started on 6/5/2026 and ends on 6/22/2026. With the switch to United Healthcare from BlueCross BlueShield, employees now have two health insurance plans to choose from. Coverage begins July 1, 2026.
- New third-party background check provider, Checkr, has been selected and implemented. This provides a better experience for new hires, is easier to administer, and ensures compliance.
- Three summer interns begin working for the Forest Preserves in June. Two of these interns are through a program coordinated by Champaign’s Unit 4 School District called

“YES” (Youth Employment Services). The interns will be working in the Botanical Garden, the Golf Course, and Youth/Public Programs.

- HR Director attended webinar coordinated by CIHRG (Central Illinois Human Resource Group) regarding changes and trends with employer-provided health insurance.

Marketing (Lisa Sprinkle)

- The 2026 Trails Challenge started on May 25. We currently have 85 teams registered (35 active) on Goosechase with 243 submissions to date. Additionally, we have 52 registrations through the website. The Trails Challenge goes through the end of the year and participants that hike at least 5 trails each month are entered to win raffle prizes. Reach 500 points on Goosechase, they receive a sticker pack and get a t-shirt when they complete the entire Challenge.
- Summer Program Guide (June – August) is now available: [Events | Champaign County Forest Preserve District](#)
- Marketing staff worked with Museum & Education staff to develop marketing materials (Facebook events, sandwich board inserts, flyers, banners, and yard signs) to promote summer camps and public programs at the Forest Preserves.
- ***Forest Preserves in the Media***
 - [These citizen scientists track frog calls to monitor ecosystem health - IPM Newsroom](#)
 - [Upcoming May events with Champaign County Forest Preserves](#)
 - [Where to Watch Free and Cheap Outdoor Movies in Champaign-Urbana](#)
 - [Fun with Fossils at Middle Fork River | Registration Deadline 6/6 - ChambanaMoms.com](#)
 - [Growing Up in the Preserves: Wetland Wonders - ChambanaMoms.com](#)
 - [Get Hooked This Spring - Chambana Today](#)
 - [Champaign-Urbana Weekend Planner - Memorial Day Weekend - ChambanaMoms.com](#)
 - [Beyond the Boardroom: Lake of the Woods Golf Course's Chris Edmondson | People | news-gazette.com](#)
 - [Free Summer Concert Series Returns with Candy Foster and Shades of Blue - SJO Daily](#)
 - [Fossils Event Brings Hands-On Prehistoric Discovery to Middle Fork River - Mahomet Daily](#)
 - [Inside Out | Big memories from small adventures at Champaign County Forest Preserves | Parks-recreation | news-gazette.com](#)
 - [Date Night - ChambanaMoms.com](#)
 - [Interpretive Center finds temporary home at Middle Fork River Forest Preserve](#)
 - [Homer Lake Nature Center Expansion Update](#)
 - [Spending summer outside with the Champaign County Forest Preserves - Smile Politely — Champaign-Urbana's Culture Magazine](#)
 - [Champaign-Urbana Weekend Planner - Summer in All its Glory - ChambanaMoms.com](#)

Rental information for May

May		2026		2025		2024		2023		2022	
Preserve	Facility	#	\$	#	\$	#	\$	#	\$	#	\$
HL	Salt Fork Center	16	\$5,820.00	14	\$5,520.00	14	\$4,240.00	14	\$4,250.00	7	\$2,500.00
HL	Walnut Hill Shelter	11	\$2,436.00	10	\$1,575.00	6	\$690.00	9	\$1,170.00	5	\$720.00
LOW	Elks Lake Pavilion	13	\$6,550.00	9	\$3,725.00	10	\$4,030.00	9	\$3,500.00	10	\$4,150.00
LOW	Golf Course Clubhouse	12	\$3,450.00	3	\$900.00	0	\$0.00	0	\$0.00	0	\$0.00
LOW	Izaak Walton Cabin	11	\$2,205.00	10	\$2,630.00	8	\$1,200.00	5	\$520.00	6	\$240.00
LOW	Lake of the Woods Pavilion	11	\$4,415.00	12	\$5,040.00	9	\$3,740.00	12	\$3,800.00	9	\$3,670.00
LOW	Lakeview Shelter	3	\$525.00	5	\$525.00	5	\$390.00	3	\$420.00	3	\$240.00
LOW	MG Botanical Garden	5	\$4,940.00	4	\$4,260.00	1	\$1,200.00	1	\$1,095.00	6	\$4,975.00
LOW	Riverview Retreat Center	8	\$2,205.00	7	\$1,385.00	4	\$680.00	6	\$1,160.00	5	\$960.00
LOW	Rotary Hill Shelter	4	\$855.00	6	\$1,435.00	4	\$800.00	3	\$680.00	9	\$1,110.00
LOW	Sycamore Hollow Shelter	2	\$315.00	4	\$450.00	4	\$405.00	3	\$375.00	3	\$400.00
LOW	White Oak Grove Shelter	2	\$120.00	1	\$60.00	1	\$90.00	0	\$0.00	0	\$0.00
MF	Activity Center	0	\$0.00	2	\$660.00	4	\$660.00	5	\$1,750.00	4	\$1,200.00
RB	River Bend Shelter	3	\$300.00	1	\$120.00	1	\$150.00	3	\$210.00	1	\$40.00
	TOTAL	101	\$34,136.00	88	\$28,285.00	71	\$18,275.00	73	\$18,930.00	68	\$20,205.00

Volunteer Coordinator (Sue Gallo)

- Huge thank you to Stephanie for agreeing to host two groups of volunteers from Farm Credit and then being willing to pivot with one day notice to allow the volunteers to help remove recently discovered garlic mustard rather than help in the Garden. Farm Credit volunteers removed a heap of garlic mustard and had very positive feedback about their experience (as indicated from feedback survey and email) “You’re so welcome! It was our pleasure. I’m sure you’ll hear from me again in the fall.”



- We didn’t manage to remove all the garlic mustard, so I hosted two of the visits from the weekly Cunningham Children’s group and a pop-up event with a few Master Naturalists (only 1 MN shown with collective pile) to try and remove the rest.
- Contributed volunteer-related data for a prospective KRT Trails Grant.
- Worked with NR staff to try and find service opportunities for Lincoln’s Challenge Academy.

- Worked with Jenna about a donation connected to volunteering from ADM that hasn't appeared.
- Attended two meetings of the new Pollinator Garden Volunteers with Stephanie and Rusty. The volunteers are ready to help!
- Thanks to Stephanie and crew for hosting Ryan Dallas volunteers in the Garden.
- Coordinated with an Eagle Scout who will build catfish nest boxes for Homer Lake, in addition to the final stages of work with the Eagle Scout who built and installed bat nest boxes.
- Coordinated an independent rail trail clean up with Corteva who chose to give service for their 100th anniversary celebration.

Golf Course (Chris Edmondson & Joie Torres)

- May was another strong month of play at the course despite some early weather issues. For the month, we had 6,824 players. This is well above the 5-year average of 5,681.
- For the month of May, we had revenue of \$185,026. This is also well above the 5-year average of \$150,623 and 2nd highest on record for the month of May.
- Mizuno held a Fitting Day on May 2nd and a Demo Day on May 30th. Fitting days are by appointment to get fit for specific clubs. Demo Days have all clubs available by the manufacturer, and anyone can try them out. Cleveland/Srixon also held a Fitting Day on May 17th.
- We hosted our first golf outings of the season during the month of May. The player counts and revenue from these events are in the table below.

Outing	# of Players	26 Total Rev	26 Actual Merch
Bulldog Gridiron Club	96	\$5,664.00	\$480.00
Grasshoppers	27	\$1,026.00	\$0.00
Piatt County Trail Blazers	76	\$4,770.50	\$380.00
Baughn Falcons Nest Par 3 Outing	40	\$400.00	\$0.00
Amanda Winters Memorial	86	\$4,469.00	\$430.00

- On Saturday, May 30th, we hosted the 1st annual “Swing Into Summer” event on the Par 3 course. This free event encouraged people of all ages to come out and play golf on the Par 3. We had roughly 80 people attend the event over the course of the day. There were on-course contests, photo op's, lunch specials, and a raffle for a youth season pass. A few pictures from the day are below:





Golf Course Operations (Joie Torres):

- The maintenance crew continues to keep the course in great shape.
- Mack sprayed insecticide and fungicide on tees and fairways for grub control and dollar spot control and Jameson replaced broken irrigation heads on 15 fairway and 18 fairway.
- BIG KUDOS to Jameson Drinkwalter. Jameson is a certified irrigation technician through Hunter Golf Irrigation. He has really focused hard on irrigation wiring, repair and understanding of the current watering program.
 - Early this season, we had three satellite control stations that were struck by lightning and damaged. Instead of hiring an irrigation tech to install the new control stations, Jameson took it upon himself to diagnose and complete repairs.
- He puts his passion and mind into something that he values. Please congratulate him on his accomplishments! (Jameson pictured below with satellite station and hardware)



Museum (Kamryn Suttinger)

	In-Person Programming*	Outreach**	MGP Visitation	IC Visitation
Jan-26	243	0	0	0
Feb-26	286	0	0	0
Mar-26	558	68	928	139
April-26	1,754	57	888	63
May-26	266	20	1,375 (715 new)	137 (75 new)
YTD	2,841	145	3,191	339

* Includes all youth and public program opportunities ** Includes loan kits and tabling events

Department:

Collections and Exhibits:

- Our online exhibit, “Lighting a New Nation,” helping to commemorate the 250th anniversary of the signing of the Declaration of Independence is complete. The exhibit will go live on July 1. Social media posting has begun, and a dedicated “Inside Out” article will appear in the *News-Gazette* sometime in July.
- Our new physical stairwell exhibit, “The Art of Making: Tools & Traditions of Handiwork,” is nearing completion. Mackenzie is working on creating an online version, and Jessica is consulting with Haudenosaunee and Potawatomi to exhibit beadwork. We are anticipating a soft opening later in June.
- Jessica collaborated with John on his “Cultural Crafts: Calling Cards” programs by exhibiting historic calling cards from the permanent collections.
- Jessica and Mike W. completed first aid/CPR training.

Youth Programs:

- We welcome Lukas Ratij, Education Support Specialist, to our team. With a passion for history and experience working with students, he will support our historical and cultural school programs and summer camps.
- The Historical/Cultural Youth Programs Team met with the Augmentative & Alternative Communication Lab from the University of Illinois at the museum to develop communication boards for field trips. These visual supports will improve accessibility and help participants with diverse communication needs to engage more fully in programs and activities.
- We have 10 Counselors-in-Training this summer: 8 returning and 2 new ones. We are super excited to work with them this summer.
- Summer camp registrations continue to come in. We have a great line up of returning camps and brand-new ones for ages 3 to 17.
- Emily and Kathrina had a great time with the Urbana Middle School “*Tails from the Prairie*” afterschool program. They saw the same middle school students for six weeks. They are looking forward to offering this same program as a pop-up program for teens this summer.

- Kathrina and Patrick attended the Champaign Unit 4 Summer Activity Fair at the Mellon Building on May 19th. The Forest Preserve table included a sample of summer camp activities for environmental and cultural day camps, as well as the Summer Series flyers and other Forest Preserve information. Twenty attendees visited the table and left with Forest Preserve swag and information about youth and public program summer offerings!
- We welcomed Annabelle Jokisch and Nat Schneider as nature day camp educators at the end of May. Our department is familiar with both, as Annabelle is returning for a second season, and Nat is an animal enrichment volunteer!

Public Programs:

- Eleven (11) public programs were scheduled for May. Two (2) were cancelled due to inclement weather, and 201 people participated in total. Three (3) special request programs were offered in May to 65 participants across Champaign County.
- In early May, we also hosted one of our bigger open-house events at the Museum of the Grand Prairie: **Historical Games - Pastimes to Playtime**. Due to the program's massive success last year, we decided to bring it back this year and expand it. For 2026, we expanded our educational offerings to use spaces around the botanical garden and the one room schoolhouse. We even secured Burrito King to come with their food truck. All in all, it was another successful event!
- We hosted a very successful pop-up program, **Breakfast with Bat Scientists**, on Friday, May 15. Bat scientists with the Illinois Bat Conservation Program met Morgan and 15 participants at 4:45 AM at Lake of the Woods Forest Preserve. They sampled bat guano for DNA analysis from the floor of the Covered Bridge and observed dozens of bats as they returned to roost in the ceiling of the bridge at sunrise. They also used thermal imaging cameras and acoustic monitoring software to observe the bats in the dark before the sun rose. After the experience in the field at the Covered Bridge, the group walked to the Museum of the Grand Prairie for breakfast, a presentation about bat ecology and the research that can be done with bat guano, and a lively roundtable discussion about bat-related issues. The last participants left the museum at around 7:30 AM. We received great feedback, including:
 - “Jordan (IBCP) was so enthusiastic - it was easy to remain engaged. It was helpful that the audience was able to understand how to participate so that it was a good experience -- quiet and focused - engaged.”
- **Fishing for Beginners** event was held at Middle Fork River Forest Preserve on Memorial Day weekend, Saturday, May 23. Thirty (30) participants and 12 volunteers were at the program. Participants learned about the history of the landscape, the species of fish stocked in the ponds there, and how to catch a fish. The activities at the program included: fishing with the help of experienced guides, using a fish replica as a paint stamp like the Japanese practical artform gyotaku, and practicing identifying fish species and following catch regulations with a simulated fishing game.
- On May 17, we hosted another successful session of **Photos in a Forest: A Photography Workshop!** John worked with Fred Delcomyn, Professor Emeritus and Director emeritus of the School of Integrative Biology at the University of Illinois. Prof. Delcomyn provided a great presentation that served as a refresher on camera basics and composition, followed by an outdoor session where he worked closely with the

program's participants to capture photos – offering immediate feedback. Participants utilized cellphone cameras and traditional handhelds throughout Lake of the Woods' botanical garden.

- Morgan attended the 2026 Illinois Invasive Species Symposium on May 28. Topics included emerging invasive species threats, using drone technology to manage invasive plants, silver carp movement in the Illinois River, managing stiltgrass, and the changing dynamics of ticks and mosquitoes. Staying up to date on the most current research on these topics is important to accurately answer questions posed by the public, be able to recognize new invasions of invasive species while in the field and maintain relationships with industry professionals and researchers who can assist the forest preserves during educational public programs.



Visitor Services:

- Museum summer hours began on May 25 and will continue through September 7th. Hours are now Monday-Saturday 10 AM – 5 PM and Sunday 1 – 5 PM
- The new Visitor Services Office Supervisor position is open. This position will be responsible for overseeing front-end operations at the Museum of the Grand Prairie and Nature Center and directly managing Visitor Services Associate staff. This includes maintaining a positive and welcoming visitor experience, managing operations of the Museum Store, and performing essential administrative and office support duties. We hope to have this position filled and begin onboarding in July.

Natural Resources (Phil Borsdorf)

Prairie Restoration

- Prairie restoration areas were mowed at Oxbow Ridge, Buffalo Trace, and Homer Lake. High mowing of the volunteer weeds helps minimize unwanted weed seed production and reduces shade and competition for space with new native seedlings. Timely and properly implemented mowings during the first and second growing seasons are known to increase the early success of new prairie plantings.

Integrated Pest Management (IPM)

- In May, the bulk of the Natural Resource team's work is focused on the surveillance and control of invasive plant species that threaten or degrade our natural areas:
 - Manual control: garlic mustard continued
 - Chemical treatments: poison hemlock, poison parsnip, and Reed Canary Grass
 - Surveillance: Japanese stiltgrass, Canada thistle, Reed Canary Grass

Miscellaneous

- Native seed collection commenced with the collection of wood betony (*Pedicularis canadensis*).
- Staff translocated bastard toadflax (*Comandra umbellata*) plants from an existing population to new areas at Buffalo Trace.
- Staff attended the Illinois Invasive Species Symposium.
- Staff installed a water control structure extension at the new Homer Lake wetland.
- Kaiyah Johnson joined the NR team as Seasonal Natural Resources Technician.



Photo: NR Staff using the UTV/tank sprayer to treat Reed Canary Grass (RCG) at the North Waterfowl Management Area at Middle Fork River Forest Preserve. With the wetland being dry, staff took the opportunity to access and treat RCG in some of the harder to reach fringes of the unit.

Lake of the Woods (Rusty Maulding)

- The prairie overlook constructed at Buffalo Trace as part of the OSLAD grant was enhanced with boulder outcroppings by our Construction team this past month. Operations staff installed a matrix of prairie dropseed, butterfly milkweed, gayfeather and aster plugs on the slope to both stabilize the slope and attract pollinators. We hope that as the construction disrupted area grows in, it will be a fantastic location for quiet contemplation and observation of all our prairie has to offer in visual beauty and the many birds, pollinators and mammals supported by the prairie. As part of the same grant, bur and white oak were installed along the bike trail to provide shade at key points as respites from the summer sun. Construction also placed the first 3 benches along the bike trail – the first in its history.



- Botanical Garden staff incorporated perennials into areas that were historically only annual plantings. The addition of perennials in these spaces will provide structure year-round, extend the ornamental season, and help defray future annual planting costs. As

part of the switch up, we also introduced many new and exciting annual plants this season. Some of which are tropical and will be overwintered in our new greenhouse space. Come on out and look around!



- The fish food dispensers have been pulled from the koi pond. For the first time in my employment, they were vandalized with the goal of stealing the quarters. Forty dollars in quarters does not walk around easily but apparently was worth the effort and it was hit twice in roughly a week. This is a cherished experience for many people and staff are considering alternative solutions. In the meantime, the koi fish are not going hungry as patrons bring their own cheerios and catfish food.
- We took delivery of a new 22' Load Trail equipment trailer in May. It will be used to transport combinations of mowers and potentially UTV's as well any single skid steer. The 14,000 lb. gvw is heavy enough to carry what we routinely need to haul, but not so heavy to require a CDL Class A license if pulled with an appropriately sized truck. This significantly improves our operational efficiency and flexibility.
- Rental boat season is off to a good start. We plan to shift our season to start on Mother's Day weekend from Memorial Day weekend permanently. The contactless reader and addition of a wireless keyboard to the tablet has helped speed the checkout process. The new life jackets and personal item lockers have been a hit! No more phones or wallets overboard.
- Two new employees started in May. We welcome Julian and Abi to the Botanical Garden team as Part Time Maintenance Worker I and Intern respectively. Both jumped right in and are off to a great start!

Homer Lake (Skylar Smith)

- Operations staff designed and built a new fire pit for the Salt Form Center, utilizing the Adirondak chairs constructed over the winter. The new amenity looks fantastic and offers a beautiful view of the lake.
- Rent.fun opened the kayak rental lockers at the North Boat Ramp. We have already seen 51 rentals and 24 new users in the first two weeks.
- 100 Girl Scouts spent a week at Homer Lake for their annual day camp. They utilize the Walnut Hill shelter, the Natural Playscape, the lake and the trails. They are always fantastic guests, and we look forward to hosting them again next year.

- Operations staff designed and rebuilt a trail bridge that had washed out after a large rain event. The new bridge is constructed of materials that should last several decades. They also worked to widen trail corridors and remove the sticks that are somehow always right at eye poking level.
- Old logs were removed from the playscape log feature and new logs sourced from the preserve were added.
- KRT maintenance is in full swing for the year and noxious weeds have been killed.
- Skylar attended the invasive species symposium held at Parkland College.



Middle Fork (Matthew Kuntz)

- Camping is off to a great start this summer with higher numbers seen from the previous start of last year. Nice weather and cool evenings have helped in May, with little rain events.
- The Middle Fork area is still suffering from drought conditions. Very little rain has arrived this spring. Pond levels continue to drop, and we may be looking at a beach

closure early this summer where pond level recovery does not seem possible. Mowing has also stopped in the first week of June due to dry conditions.

- Our seasonal staff have started for the summer swing, adding three summer seasonals.
- David Leake hosted 20 scouts at the Dark Sky Observatory in May in order for them to earn their astronomy badges. While bragging on us for our efforts in dark sky conservation, he showed them how to use a telescope and was able to show them incredible views of the planets on a perfectly clear night.
- Middle Fork staff hosted the Armstrong Ellis Grade School K-8 classes in May. For the third year in a row, MF staff hosted the grade schoolers with outdoor educational sessions while showing what we do as a Forest Preserve and taking a tour through the temporary Interpretive Center.



June 18, 2026

MEMORANDUM

To: Board of Commissioners

From: Rebecca Smith, Business and Finance Specialist

Re: May 2026 Disbursements for Approval

Action Requested

Staff requests that the Board of Commissioners approve the payment of **\$453,032.26** in accounts payable disbursements dated *May 20, through June 18, 2026.

Accounts Payable check range: 121471 through 121605

Background

For the past month, District total expenses broke down as follows:

Disbursements Breakdown	Amount
Service Expenses	\$224,626.25
Delegated Insurance Expenses	\$70,377.36
Pcard Purchases	\$24,869.33
Goods Expenses	\$108,641.04
Delegated Utilities Expenses	\$10,195.98
Delegated Merchandise & Concession Expenses	\$14,322.30
Total Disbursements	\$453,032.26

*PCard transactions posted on 5/20/26, outside of reporting period.



Champaign County Forest Preserves

Check Report

By Check Number

Date Range: 05/20/2026 - 06/18/2026

Vendor Number	Vendor Name	Payment Date	Payment Type	Discount Amount	Payment Amount	Number
Bank Code: AP Busey Checking-AP Busey Checking						
VEN01422	ILLINOIS SECRETARY OF STATE	06/03/2026	Regular	0.00	-10.00	121405
VEN00036	ACCURATY SOLUTIONS LLC	05/22/2026	Regular	0.00	1,481.00	121471
VEN00220	AWARDS LIMITED	05/22/2026	Regular	0.00	47.20	121472
VEN04990	BLUE CROSS AND BLUE SHIELD OF ILLINOIS	05/22/2026	Regular	0.00	36,433.46	121473
VEN00366	BOBCAT OF CHAMPAIGN	05/22/2026	Regular	0.00	93.83	121474
VEN05089	BRICKWORKS SUPPLY LLC	05/22/2026	Regular	0.00	666.33	121475
VEN00489	CALLAWAY GOLF CO	05/22/2026	Regular	0.00	480.16	121476
VEN00823	DEANS GRAPHICS	05/22/2026	Regular	0.00	574.55	121477
VEN05062	EDWARDS CONCRETE & ROOFING INC	05/22/2026	Regular	0.00	2,240.00	121478
VEN01086	FRED'S PLUMBING, HEATING, AIR	05/22/2026	Regular	0.00	6,047.71	121479
VEN01138	GFL ENVIRONMENTAL	05/22/2026	Regular	0.00	2,061.03	121480
VEN01159	GLOBAL INDUSTRIAL	05/22/2026	Regular	0.00	239.12	121481
VEN01276	HEARTLAND COCA COLA	05/22/2026	Regular	0.00	1,048.64	121482
VEN01147	HEATHER GILLETT	05/22/2026	Regular	0.00	1,450.00	121483
VEN01344	HORNUNG'S PRO GOLF SALES	05/22/2026	Regular	0.00	499.13	121484
VEN01414	ILLINI FIRE EQUIPMENT	05/22/2026	Regular	0.00	1,128.25	121485
VEN05150	JENNA PHILLIPS	05/22/2026	Regular	0.00	2,769.14	121486
VEN05192	JOSHUA DEMOSS	05/22/2026	Regular	0.00	700.00	121487
VEN05129	KATE'S TRAILER SALES	05/22/2026	Regular	0.00	6,773.00	121488
VEN01581	KIRCHNER BUILDING CENTER	05/22/2026	Regular	0.00	60.02	121489
VEN01593	KOERNER DISTRIBUTOR INC	05/22/2026	Regular	0.00	612.74	121490
VEN02082	LORRIE PEARSON	05/22/2026	Regular	0.00	791.65	121491
VEN01710	MAHOMET ACE HARDWARE	05/22/2026	Regular	0.00	341.81	121492
VEN01790	MENARDS	05/22/2026	Regular	0.00	27.33	121493
VEN01798	METROPOLITAN LIFE INSURANCE CO	05/22/2026	Regular	0.00	3,686.80	121494
VEN01801	MEYER CAPEL	05/22/2026	Regular	0.00	225.00	121495
VEN01808	MICRO SYSTEMS INTEGRATION	05/22/2026	Regular	0.00	2,000.00	121496
VEN05067	MINUTEMAN PRESS	05/22/2026	Regular	0.00	98.66	121497
VEN05194	OWEN MOTORSPORTS INC	05/22/2026	Regular	0.00	21,215.24	121498
VEN02064	PAVLOV MEDIA, LLC	05/22/2026	Regular	0.00	240.00	121499
VEN01310	PRIMO BRANDS	05/22/2026	Regular	0.00	323.75	121500
VEN02195	PROJECT 47 SMOKEHOUSE	05/22/2026	Regular	0.00	671.00	121501
VEN02326	R & R PRODUCTS, INC	05/22/2026	Regular	0.00	103.36	121502
VEN02260	REPUBLIC SERVICES #729	05/22/2026	Regular	0.00	1,607.63	121503
VEN02444	SHAWN SITTON	05/22/2026	Regular	0.00	250.56	121504
VEN02443	SITEONE LANDSCAPE SUPPLY	05/22/2026	Regular	0.00	16,409.84	121505
VEN05193	ST JOE OGDEN 2 DD	05/22/2026	Regular	0.00	181.65	121506
VEN00682	STACEY CLEMENTZ	05/22/2026	Regular	0.00	291.47	121507
VEN04876	STEPHANIE WORKMAN	05/22/2026	Regular	0.00	139.30	121508
VEN05191	STONELEAF NURSERY	05/22/2026	Regular	0.00	776.88	121509
VEN02607	SYSCO CENTRAL ILLINOIS, INC	05/22/2026	Regular	0.00	1,437.59	121510
VEN02638	TERMINIX	05/22/2026	Regular	0.00	325.00	121511
VEN02677	TLC PEST CONTROL	05/22/2026	Regular	0.00	75.00	121512
VEN02742	TYLER TECHNOLOGIES	05/22/2026	Regular	0.00	18,203.00	121513
VEN02778	UPCLOSE MARKETING & PRINTING	05/22/2026	Regular	0.00	59.00	121514
VEN02862	WATCH COMMUNICATIONS	05/22/2026	Regular	0.00	253.59	121515
VEN02868	WATTS COPY SYSTEMS	05/22/2026	Regular	0.00	44.25	121516
VEN02080	PARK DISTRICT RISK MGMT ASSN	05/27/2026	Regular	0.00	15,104.55	121517
VEN00366	BOBCAT OF CHAMPAIGN	05/29/2026	Regular	0.00	7,821.15	121518
VEN02182	BUGOUT	05/29/2026	Regular	0.00	94.81	121519
VEN00489	CALLAWAY GOLF CO	05/29/2026	Regular	0.00	2,131.80	121520
VEN00692	CNH INDUSTRIAL ACCOUNTS	05/29/2026	Regular	0.00	493.38	121521
VEN00856	DILLMAN SANITARY HAULING	05/29/2026	Regular	0.00	175.00	121522
VEN05197	ENWOOD STRUCTURES	05/29/2026	Regular	0.00	24,350.00	121523

Check Report

Date Range: 05/20/2026 - 06/18/2026

Vendor Number	Vendor Name	Payment Date	Payment Type	Discount Amount	Payment Amount	Number
VEN01016	FARNSWORTH GROUP INC	05/29/2026	Regular	0.00	52,641.17	121524
VEN01218	GULLIFORD SEPTIC SERVICE	05/29/2026	Regular	0.00	410.00	121525
VEN01276	HEARTLAND COCA COLA	05/29/2026	Regular	0.00	419.86	121526
VEN01282	HEIDELBERG MATERIALS MIDWEST	05/29/2026	Regular	0.00	75.25	121527
VEN05150	JENNA PHILLIPS	05/29/2026	Regular	0.00	2,397.68	121528
VEN01581	KIRCHNER BUILDING CENTER	05/29/2026	Regular	0.00	182.15	121529
VEN01593	KOERNER DISTRIBUTOR INC	05/29/2026	Regular	0.00	457.49	121530
VEN01595	KOLD KUBE	05/29/2026	Regular	0.00	266.00	121531
VEN01741	MARTIN EQUIPMENT	05/29/2026	Regular	0.00	75.21	121532
VEN01790	MENARDS	05/29/2026	Regular	0.00	847.67	121533
VEN04917	MID ILLINOIS CONCRETE & EXCAVATION, INC	05/29/2026	Regular	0.00	69,100.24	121534
VEN02344	SAFETY-KLEEN SYSTEMS, INC	05/29/2026	Regular	0.00	159.45	121535
VEN02348	SAFEWORKS ILLINOIS	05/29/2026	Regular	0.00	48.00	121536
VEN02364	SANGAMON VALLEY PUBLIC WATER	05/29/2026	Regular	0.00	1,065.55	121537
VEN02680	TNT TRUCKING	05/29/2026	Regular	0.00	788.54	121538
VEN02768	UNITED FUEL CO	05/29/2026	Regular	0.00	4,704.18	121539
VEN00844	WELDSTAR COMPANY	05/29/2026	Regular	0.00	30.60	121540
VEN00093	ALL PRO WELDING SERVICE INC	06/05/2026	Regular	0.00	315.81	121541
VEN00109	AMERENIP	06/05/2026	Regular	0.00	5,833.42	121542
VEN01939	CHAMPAIGN MULTIMEDIA GROUP	06/05/2026	Regular	0.00	1,484.20	121543
VEN00691	CHEMICAL MAINTENANCE INC.	06/05/2026	Regular	0.00	264.34	121544
VEN05178	COP COLLISIONRIGHT HOLDINGS INC	06/05/2026	Regular	0.00	4,987.34	121545
VEN02399	DAVID SEBESTIK	06/05/2026	Regular	0.00	2,143.00	121546
VEN00823	DEANS GRAPHICS	06/05/2026	Regular	0.00	27.00	121547
VEN00686	DUNLOP SPORTS AMERICAS	06/05/2026	Regular	0.00	262.80	121548
VEN00918	EASTERN ILLINI ELECTRIC CO	06/05/2026	Regular	0.00	3,156.29	121549
VEN05199	ECHO ELECTRIC	06/05/2026	Regular	0.00	388.68	121550
VEN01027	FEIN BURSONI INC	06/05/2026	Regular	0.00	5,000.00	121551
VEN01065	GERALD FOSTER	06/05/2026	Regular	0.00	1,150.00	121552
VEN05074	HD SUPPLY, INC	06/05/2026	Regular	0.00	639.79	121553
VEN01276	HEARTLAND COCA COLA	06/05/2026	Regular	0.00	1,013.51	121554
VEN02711	JASON TROYER	06/05/2026	Regular	0.00	445.00	121555
VEN05200	KANKAKEE NURSERY CO	06/05/2026	Regular	0.00	2,370.00	121556
VEN01581	KIRCHNER BUILDING CENTER	06/05/2026	Regular	0.00	29.51	121557
VEN01593	KOERNER DISTRIBUTOR INC	06/05/2026	Regular	0.00	1,287.77	121558
VEN01710	MAHOMET ACE HARDWARE	06/05/2026	Regular	0.00	20.96	121559
VEN01715	MAHOMET LANDSCAPES	06/05/2026	Regular	0.00	2,750.00	121560
VEN01790	MENARDS	06/05/2026	Regular	0.00	698.12	121561
VEN01808	MICRO SYSTEMS INTEGRATION	06/05/2026	Regular	0.00	40.00	121562
VEN01813	MIDWEST FIBER NORMAL LLC	06/05/2026	Regular	0.00	189.68	121563
VEN01821	MIDWEST GROUNDCOVERS LLC	06/05/2026	Regular	0.00	3,795.47	121564
VEN05067	MINUTEMAN PRESS	06/05/2026	Regular	0.00	274.11	121565
VEN01838	MIZUNO USA, INC	06/05/2026	Regular	0.00	1,040.11	121566
VEN04996	NAPA AUTO PARTS - CHAMPAIGN	06/05/2026	Regular	0.00	468.95	121567
VEN02326	R & R PRODUCTS, INC	06/05/2026	Regular	0.00	193.20	121568
VEN02274	RICK RIDING FORD MERCURY	06/05/2026	Regular	0.00	395.47	121569
VEN05201	SAND VALLEY SAND & GRAVEL	06/05/2026	Regular	0.00	80.00	121570
VEN05201	SAND VALLEY SAND & GRAVEL	06/09/2026	Regular	0.00	-80.00	121570
VEN02444	SHAWN SITTON	06/05/2026	Regular	0.00	103.68	121571
VEN05198	STEPHANIE SMITH	06/05/2026	Regular	0.00	100.00	121572
VEN01415	SUNRISE FS URBANA OIL WAREHOUSE	06/05/2026	Regular	0.00	19.00	121573
VEN02689	TOUR EDGE GOLF MFG, INC	06/05/2026	Regular	0.00	202.20	121574
VEN02741	TYLER INGRAM EXCAVATING	06/05/2026	Regular	0.00	1,018.95	121575
VEN02768	UNITED FUEL CO	06/05/2026	Regular	0.00	1,781.01	121576
VEN02778	UPCLOSE MARKETING & PRINTING	06/05/2026	Regular	0.00	118.00	121577
VEN01716	VILLAGE OF MAHOMET	06/05/2026	Regular	0.00	50.56	121578
VEN02870	WCIA	06/05/2026	Regular	0.00	425.00	121579
VEN00038	ACE HARDWARE (RANTOUL)	06/10/2026	Regular	0.00	70.10	121580
VEN02675	ACUSHNET COMPANY	06/10/2026	Regular	0.00	42.71	121581
VEN00220	AWARDS LIMITED	06/10/2026	Regular	0.00	37.40	121582
VEN04870	BAILEY EDWARD DESIGN, INC	06/10/2026	Regular	0.00	21,467.50	121583

Check Report

Date Range: 05/20/2026 - 06/18/2026

Vendor Number	Vendor Name	Payment Date	Payment Type	Discount Amount	Payment Amount	Number
VEN00726	CONSTELLATION NEW ENERGY	06/10/2026	Regular	0.00	90.16	121584
VEN00975	ERB TURF EQUIPMENT INC	06/10/2026	Regular	0.00	1,443.86	121585
VEN01086	FRED'S PLUMBING, HEATING, AIR	06/10/2026	Regular	0.00	1,189.42	121586
VEN01732	GAIL MARCOTTE	06/10/2026	Regular	0.00	3,276.00	121587
VEN01282	HEIDELBERG MATERIALS MIDWEST	06/10/2026	Regular	0.00	1,684.15	121588
VEN01344	HORNUNG'S PRO GOLF SALES	06/10/2026	Regular	0.00	450.71	121589
VEN01429	ILLINOIS STATE POLICE	06/10/2026	Regular	0.00	30.00	121590
VEN05150	JENNA PHILLIPS	06/10/2026	Regular	0.00	2,262.59	121591
VEN01581	KIRCHNER BUILDING CENTER	06/10/2026	Regular	0.00	309.54	121592
VEN01593	KOERNER DISTRIBUTOR INC	06/10/2026	Regular	0.00	1,241.97	121593
VEN01710	MAHOMET ACE HARDWARE	06/10/2026	Regular	0.00	208.91	121594
VEN01790	MENARDS	06/10/2026	Regular	0.00	374.67	121595
VEN01821	MIDWEST GROUNDCOVERS LLC	06/10/2026	Regular	0.00	2,437.69	121596
VEN01881	MTI DISTRIBUTING, INC	06/10/2026	Regular	0.00	29.54	121597
VEN04996	NAPA AUTO PARTS - CHAMPAIGN	06/10/2026	Regular	0.00	249.88	121598
VEN01921	NCPERS GROUP LIFE INS	06/10/2026	Regular	0.00	48.00	121599
VEN02080	PARK DISTRICT RISK MGMT ASSN	06/10/2026	Regular	0.00	15,104.55	121600
VEN04935	PILOT ROCK	06/10/2026	Regular	0.00	6,137.00	121601
VEN02444	SHAWN SITTON	06/10/2026	Regular	0.00	126.72	121602
VEN02677	TLC PEST CONTROL	06/10/2026	Regular	0.00	75.00	121603
VEN02778	UPCLOSE MARKETING & PRINTING	06/10/2026	Regular	0.00	59.00	121604
VEN02847	WALKER TIRE	06/10/2026	Regular	0.00	355.50	121605
VEN01929	NEOPOST USA INC	05/20/2026	Bank Draft	0.00	400.00	DFT0001527
VEN04877	PNC BENEFITS	05/22/2026	Bank Draft	0.00	454.52	DFT0001528
VEN00047	PAYLOCITY	05/29/2026	Bank Draft	0.00	2,844.89	DFT0001533
VEN04877	PNC BENEFITS	05/27/2026	Bank Draft	0.00	45.00	DFT0001534
VEN04877	PNC BENEFITS	05/27/2026	Bank Draft	0.00	5.00	DFT0001535
VEN04877	PNC BENEFITS	05/27/2026	Bank Draft	0.00	13.64	DFT0001536
VEN02446	SKEFF DISTRIBUTING CO	06/08/2026	Bank Draft	0.00	567.20	DFT0001540
VEN02446	SKEFF DISTRIBUTING CO	06/02/2026	Bank Draft	0.00	644.95	DFT0001541
VEN04877	PNC BENEFITS	06/08/2026	Bank Draft	0.00	628.00	DFT0001542
VEN04877	PNC BENEFITS	06/05/2026	Bank Draft	0.00	33.65	DFT0001543
VEN04877	PNC BENEFITS	06/05/2026	Bank Draft	0.00	60.00	DFT0001544
VEN04877	PNC BENEFITS	06/04/2026	Bank Draft	0.00	172.60	DFT0001545
VEN04877	PNC BENEFITS	06/03/2026	Bank Draft	0.00	14.03	DFT0001546
VEN04877	PNC BENEFITS	06/01/2026	Bank Draft	0.00	416.95	DFT0001547

Bank Code AP Busey Checking Summary

Payment Type	Payable Count	Payment Count	Discount	Payment
Regular Checks	181	135	0.00	422,389.90
Manual Checks	0	0	0.00	0.00
Voided Checks	0	2	0.00	-90.00
Bank Drafts	14	14	0.00	6,300.43
EFT's	0	0	0.00	0.00
Total	195	151	0.00	428,600.33

Check Report

Date Range: 05/20/2026 - 06/18/2026

Vendor Number	Vendor Name	Payment Date	Payment Type	Discount Amount	Payment Amount	Number
Bank Code: CC/PCARD-Credit/Purchasing Card Liability						
VEN00099	AMAZON MKTPLACE PMTS	05/20/2026	Bank Draft	0.00	-18.98	DFT0001534
VEN01804	MICHAELS CRAFTS	05/20/2026	Bank Draft	0.00	-28.38	DFT0001535
VEN05186	KAY PARK-REC CORPORATION	05/20/2026	Bank Draft	0.00	-75.30	DFT0001536
VEN01326	HOME DEPOT PRO	05/20/2026	Bank Draft	0.00	-109.25	DFT0001537
VEN01790	MENARDS	05/20/2026	Bank Draft	0.00	-384.19	DFT0001538
VEN05134	NATIONAL ASSOCIATION OF INTERPRETATION	05/20/2026	Bank Draft	0.00	-525.00	DFT0001539
VEN04913	MISC - SMALL PURCHASE VENDOR	05/20/2026	Bank Draft	0.00	0.99	DFT0001540
VEN04894	MISC RESTAURANTS (CONFERENCE/WORKSHO	05/20/2026	Bank Draft	0.00	2.45	DFT0001541
VEN04894	MISC RESTAURANTS (CONFERENCE/WORKSHO	05/20/2026	Bank Draft	0.00	2.56	DFT0001542
VEN04894	MISC RESTAURANTS (CONFERENCE/WORKSHO	05/20/2026	Bank Draft	0.00	2.89	DFT0001543
VEN04894	MISC RESTAURANTS (CONFERENCE/WORKSHO	05/20/2026	Bank Draft	0.00	3.63	DFT0001544
VEN01790	MENARDS	05/20/2026	Bank Draft	0.00	6.99	DFT0001545
VEN02611	TACTACAM REVEAL	05/20/2026	Bank Draft	0.00	7.00	DFT0001546
VEN04894	MISC RESTAURANTS (CONFERENCE/WORKSHO	05/20/2026	Bank Draft	0.00	7.00	DFT0001547
VEN02384	SCHNUCKS	05/20/2026	Bank Draft	0.00	7.58	DFT0001548
VEN04894	MISC RESTAURANTS (CONFERENCE/WORKSHO	05/20/2026	Bank Draft	0.00	8.71	DFT0001549
VEN02611	TACTACAM REVEAL	05/20/2026	Bank Draft	0.00	9.00	DFT0001550
VEN02384	SCHNUCKS	05/20/2026	Bank Draft	0.00	9.38	DFT0001551
VEN01176	GOOGLE	05/20/2026	Bank Draft	0.00	9.99	DFT0001552
VEN02853	WALMART COMMUNITY/GEMB	05/20/2026	Bank Draft	0.00	13.07	DFT0001553
VEN02853	WALMART COMMUNITY/GEMB	05/20/2026	Bank Draft	0.00	14.63	DFT0001554
VEN01710	MAHOMET ACE HARDWARE	05/20/2026	Bank Draft	0.00	16.98	DFT0001555
VEN00099	AMAZON MKTPLACE PMTS	05/20/2026	Bank Draft	0.00	17.09	DFT0001556
VEN00099	AMAZON MKTPLACE PMTS	05/20/2026	Bank Draft	0.00	17.12	DFT0001557
VEN00099	AMAZON MKTPLACE PMTS	05/20/2026	Bank Draft	0.00	17.57	DFT0001558
VEN01382	ILLINOIS DEPARTMENT OF NATURAL RESOURCE	05/20/2026	Bank Draft	0.00	19.00	DFT0001559
VEN00099	AMAZON MKTPLACE PMTS	05/20/2026	Bank Draft	0.00	19.48	DFT0001560
VEN00099	AMAZON MKTPLACE PMTS	05/20/2026	Bank Draft	0.00	19.76	DFT0001561
VEN01790	MENARDS	05/20/2026	Bank Draft	0.00	19.99	DFT0001562
VEN00099	AMAZON MKTPLACE PMTS	05/20/2026	Bank Draft	0.00	19.99	DFT0001563
VEN00099	AMAZON MKTPLACE PMTS	05/20/2026	Bank Draft	0.00	20.98	DFT0001564
VEN02844	WALGREENS	05/20/2026	Bank Draft	0.00	21.84	DFT0001565
VEN04894	MISC RESTAURANTS (CONFERENCE/WORKSHO	05/20/2026	Bank Draft	0.00	21.94	DFT0001566
VEN02384	SCHNUCKS	05/20/2026	Bank Draft	0.00	22.18	DFT0001567
VEN02523	STAPLES	05/20/2026	Bank Draft	0.00	22.99	DFT0001568
VEN02523	STAPLES	05/20/2026	Bank Draft	0.00	23.19	DFT0001569
VEN04603	UNIVERSITY OF ILLINOIS	05/20/2026	Bank Draft	0.00	25.00	DFT0001570
VEN00099	AMAZON MKTPLACE PMTS	05/20/2026	Bank Draft	0.00	25.87	DFT0001571
VEN00099	AMAZON MKTPLACE PMTS	05/20/2026	Bank Draft	0.00	26.14	DFT0001572
VEN02384	SCHNUCKS	05/20/2026	Bank Draft	0.00	26.37	DFT0001573
VEN04894	MISC RESTAURANTS (CONFERENCE/WORKSHO	05/20/2026	Bank Draft	0.00	31.90	DFT0001574
VEN00099	AMAZON MKTPLACE PMTS	05/20/2026	Bank Draft	0.00	32.56	DFT0001575
VEN00099	AMAZON MKTPLACE PMTS	05/20/2026	Bank Draft	0.00	32.89	DFT0001576
VEN04894	MISC RESTAURANTS (CONFERENCE/WORKSHO	05/20/2026	Bank Draft	0.00	34.58	DFT0001577
VEN02098	PETSMART	05/20/2026	Bank Draft	0.00	36.73	DFT0001578
VEN01326	HOME DEPOT PRO	05/20/2026	Bank Draft	0.00	38.97	DFT0001579
VEN01710	MAHOMET ACE HARDWARE	05/20/2026	Bank Draft	0.00	39.04	DFT0001580
VEN00099	AMAZON MKTPLACE PMTS	05/20/2026	Bank Draft	0.00	39.28	DFT0001581
VEN00099	AMAZON MKTPLACE PMTS	05/20/2026	Bank Draft	0.00	41.99	DFT0001582
VEN00099	AMAZON MKTPLACE PMTS	05/20/2026	Bank Draft	0.00	43.98	DFT0001583
VEN00099	AMAZON MKTPLACE PMTS	05/20/2026	Bank Draft	0.00	45.62	DFT0001584
VEN01790	MENARDS	05/20/2026	Bank Draft	0.00	46.77	DFT0001585
VEN00099	AMAZON MKTPLACE PMTS	05/20/2026	Bank Draft	0.00	46.97	DFT0001586
VEN00099	AMAZON MKTPLACE PMTS	05/20/2026	Bank Draft	0.00	46.99	DFT0001587
VEN02357	SAM'S CLUB	05/20/2026	Bank Draft	0.00	50.00	DFT0001588
VEN01790	MENARDS	05/20/2026	Bank Draft	0.00	50.58	DFT0001589
VEN02169	PRAIRIE GARDENS	05/20/2026	Bank Draft	0.00	50.85	DFT0001590
VEN00099	AMAZON MKTPLACE PMTS	05/20/2026	Bank Draft	0.00	50.89	DFT0001591
VEN00099	AMAZON MKTPLACE PMTS	05/20/2026	Bank Draft	0.00	51.00	DFT0001592
VEN01422	ILLINOIS SECRETARY OF STATE	05/20/2026	Bank Draft	0.00	51.13	DFT0001593

Check Report

Date Range: 05/20/2026 - 06/18/2026

Vendor Number	Vendor Name	Payment Date	Payment Type	Discount Amount	Payment Amount	Number
VEN01005	FACEBOOK	05/20/2026	Bank Draft	0.00	51.96	DFT0001594
VEN04545	THE UPS STORE 2833	05/20/2026	Bank Draft	0.00	54.30	DFT0001595
VEN00099	AMAZON MKTPLACE PMTS	05/20/2026	Bank Draft	0.00	54.55	DFT0001596
VEN00622	CHEWY.COM	05/20/2026	Bank Draft	0.00	54.99	DFT0001597
VEN03217	COMMERCE BANK	05/20/2026	Bank Draft	0.00	56.00	DFT0001598
VEN02422	SHELL OIL CO	05/20/2026	Bank Draft	0.00	56.20	DFT0001599
VEN01189	GRAINGER	05/20/2026	Bank Draft	0.00	56.59	DFT0001600
VEN01710	MAHOMET ACE HARDWARE	05/20/2026	Bank Draft	0.00	56.92	DFT0001601
VEN05175	SCHERBER EMERGENCY RESPONSE GEAR	05/20/2026	Bank Draft	0.00	57.94	DFT0001602
VEN00099	AMAZON MKTPLACE PMTS	05/20/2026	Bank Draft	0.00	59.45	DFT0001603
VEN01790	MENARDS	05/20/2026	Bank Draft	0.00	61.99	DFT0001604
VEN02853	WALMART COMMUNITY/GEMB	05/20/2026	Bank Draft	0.00	63.50	DFT0001605
VEN05064	BREAKING TACO	05/20/2026	Bank Draft	0.00	64.44	DFT0001606
VEN00099	AMAZON MKTPLACE PMTS	05/20/2026	Bank Draft	0.00	69.78	DFT0001607
VEN03909	LL BEAN DIRECT	05/20/2026	Bank Draft	0.00	70.72	DFT0001608
VEN01123	GEMPLERS	05/20/2026	Bank Draft	0.00	70.98	DFT0001609
VEN01804	MICHAELS CRAFTS	05/20/2026	Bank Draft	0.00	71.92	DFT0001610
VEN02999	ZOOM.US	05/20/2026	Bank Draft	0.00	72.24	DFT0001611
VEN04894	MISC RESTAURANTS (CONFERENCE/WORKSHO	05/20/2026	Bank Draft	0.00	73.26	DFT0001612
VEN02526	STARLINK INTERNET	05/20/2026	Bank Draft	0.00	74.41	DFT0001613
VEN00747	COUNTY MARKET	05/20/2026	Bank Draft	0.00	77.02	DFT0001614
VEN04545	THE UPS STORE 2833	05/20/2026	Bank Draft	0.00	78.52	DFT0001615
VEN02357	SAM'S CLUB	05/20/2026	Bank Draft	0.00	78.56	DFT0001616
VEN05185	NORTHEAST DOCUMENT CONSERVATION CENT	05/20/2026	Bank Draft	0.00	80.00	DFT0001617
VEN00099	AMAZON MKTPLACE PMTS	05/20/2026	Bank Draft	0.00	81.43	DFT0001618
VEN01176	GOOGLE	05/20/2026	Bank Draft	0.00	82.99	DFT0001619
VEN04545	THE UPS STORE 2833	05/20/2026	Bank Draft	0.00	83.50	DFT0001620
VEN01099	FARM & FLEET OF URBANA	05/20/2026	Bank Draft	0.00	85.98	DFT0001621
VEN04894	MISC RESTAURANTS (CONFERENCE/WORKSHO	05/20/2026	Bank Draft	0.00	86.37	DFT0001622
VEN01790	MENARDS	05/20/2026	Bank Draft	0.00	94.43	DFT0001623
VEN02740	DRIVING-TESTS.ORG	05/20/2026	Bank Draft	0.00	99.00	DFT0001624
VEN00099	AMAZON MKTPLACE PMTS	05/20/2026	Bank Draft	0.00	99.99	DFT0001625
VEN05003	AMERICAN ASSOCIATION OF STATE AND LOCAL	05/20/2026	Bank Draft	0.00	100.00	DFT0001626
VEN04894	MISC RESTAURANTS (CONFERENCE/WORKSHO	05/20/2026	Bank Draft	0.00	118.00	DFT0001627
VEN02213	QUADIENT	05/20/2026	Bank Draft	0.00	120.00	DFT0001628
VEN02334	RURAL KING DISTRIBUTING	05/20/2026	Bank Draft	0.00	123.97	DFT0001629
VEN02868	WATTS COPY SYSTEMS	05/20/2026	Bank Draft	0.00	124.97	DFT0001630
VEN02357	SAM'S CLUB	05/20/2026	Bank Draft	0.00	131.90	DFT0001631
VEN00099	AMAZON MKTPLACE PMTS	05/20/2026	Bank Draft	0.00	135.79	DFT0001632
VEN05181	SUPPLYHOUSE.COM	05/20/2026	Bank Draft	0.00	141.66	DFT0001633
VEN01790	MENARDS	05/20/2026	Bank Draft	0.00	141.89	DFT0001634
VEN02357	SAM'S CLUB	05/20/2026	Bank Draft	0.00	156.74	DFT0001635
VEN04913	MISC - SMALL PURCHASE VENDOR	05/20/2026	Bank Draft	0.00	158.78	DFT0001636
VEN00099	AMAZON MKTPLACE PMTS	05/20/2026	Bank Draft	0.00	159.99	DFT0001637
VEN00099	AMAZON MKTPLACE PMTS	05/20/2026	Bank Draft	0.00	164.61	DFT0001638
VEN02195	PROJECT 47 SMOKEHOUSE	05/20/2026	Bank Draft	0.00	170.00	DFT0001639
VEN05057	DJ'S DRYCLEANERS % CONCORD CUSTOM CLEA	05/20/2026	Bank Draft	0.00	173.88	DFT0001640
VEN00038	ACE HARDWARE (RANTOUL)	05/20/2026	Bank Draft	0.00	177.80	DFT0001641
VEN02983	YONGS ALTERATIONS	05/20/2026	Bank Draft	0.00	180.00	DFT0001642
VEN01900	NAISMA	05/20/2026	Bank Draft	0.00	183.28	DFT0001643
VEN01790	MENARDS	05/20/2026	Bank Draft	0.00	183.64	DFT0001644
VEN02523	STAPLES	05/20/2026	Bank Draft	0.00	197.12	DFT0001645
VEN00099	AMAZON MKTPLACE PMTS	05/20/2026	Bank Draft	0.00	199.99	DFT0001646
VEN00099	AMAZON MKTPLACE PMTS	05/20/2026	Bank Draft	0.00	205.33	DFT0001647
VEN02098	PETSMART	05/20/2026	Bank Draft	0.00	216.90	DFT0001648
VEN04387	SOUTHERN ILLINOIS UNIVERSITY	05/20/2026	Bank Draft	0.00	225.00	DFT0001649
VEN00849	THRUV	05/20/2026	Bank Draft	0.00	228.00	DFT0001650
VEN02853	WALMART COMMUNITY/GEMB	05/20/2026	Bank Draft	0.00	231.14	DFT0001651
VEN00099	AMAZON MKTPLACE PMTS	05/20/2026	Bank Draft	0.00	236.47	DFT0001652
VEN00099	AMAZON MKTPLACE PMTS	05/20/2026	Bank Draft	0.00	256.49	DFT0001653
VEN00099	AMAZON MKTPLACE PMTS	05/20/2026	Bank Draft	0.00	257.82	DFT0001654

Check Report

Date Range: 05/20/2026 - 06/18/2026

Vendor Number	Vendor Name	Payment Date	Payment Type	Discount Amount	Payment Amount	Number
VEN03398	EEAI	05/20/2026	Bank Draft	0.00	264.18	DFT0001655
VEN01326	HOME DEPOT PRO	05/20/2026	Bank Draft	0.00	289.60	DFT0001656
VEN03760	IN LEISURE INTERACTIVE	05/20/2026	Bank Draft	0.00	310.50	DFT0001657
VEN02526	STARLINK INTERNET	05/20/2026	Bank Draft	0.00	330.00	DFT0001658
VEN02357	SAM'S CLUB	05/20/2026	Bank Draft	0.00	343.90	DFT0001659
VEN04897	MICROSOFT	05/20/2026	Bank Draft	0.00	370.37	DFT0001660
VEN02357	SAM'S CLUB	05/20/2026	Bank Draft	0.00	371.92	DFT0001661
VEN05183	BIDDLE HOTEL AND CONFERENCE CENTER	05/20/2026	Bank Draft	0.00	386.40	DFT0001662
VEN00099	AMAZON MKTPLACE PMTS	05/20/2026	Bank Draft	0.00	399.90	DFT0001663
VEN05183	BIDDLE HOTEL AND CONFERENCE CENTER	05/20/2026	Bank Draft	0.00	404.40	DFT0001664
VEN02357	SAM'S CLUB	05/20/2026	Bank Draft	0.00	489.00	DFT0001665
VEN05184	NORTHERN STATES CONSERVATION CENTER	05/20/2026	Bank Draft	0.00	499.00	DFT0001666
VEN02357	SAM'S CLUB	05/20/2026	Bank Draft	0.00	507.56	DFT0001667
VEN01790	MENARDS	05/20/2026	Bank Draft	0.00	532.65	DFT0001668
VEN01378	ILLINOIS ASSOCIATION OF PARK DISTRICTS	05/20/2026	Bank Draft	0.00	540.00	DFT0001669
VEN05146	HAMPTON	05/20/2026	Bank Draft	0.00	585.40	DFT0001670
VEN01102	FUNTOWN INFLATABLES	05/20/2026	Bank Draft	0.00	605.00	DFT0001671
VEN00056	ADOBE INC	05/20/2026	Bank Draft	0.00	611.85	DFT0001672
VEN04846	EBERL IRON WORKS, INC	05/20/2026	Bank Draft	0.00	688.32	DFT0001673
VEN02962	WOODY WAREHOUSE NURSERY INC	05/20/2026	Bank Draft	0.00	692.00	DFT0001674
VEN02758	ULINE	05/20/2026	Bank Draft	0.00	697.78	DFT0001675
VEN04959	ANY PROMO	05/20/2026	Bank Draft	0.00	703.09	DFT0001676
VEN05196	Society of Outdoor Recreation Professionals	05/20/2026	Bank Draft	0.00	775.00	DFT0001677
VEN01790	MENARDS	05/20/2026	Bank Draft	0.00	872.98	DFT0001678
VEN05186	KAY PARK-REC CORPORATION	05/20/2026	Bank Draft	0.00	1,340.34	DFT0001679
VEN05195	Spring Leaf Acres	05/20/2026	Bank Draft	0.00	1,571.75	DFT0001680
VEN01683	LOWES	05/20/2026	Bank Draft	0.00	1,636.98	DFT0001681

Bank Code CC/PCARD Summary

Payment Type	Payable Count	Payment Count	Discount	Payment
Regular Checks	0	0	0.00	0.00
Manual Checks	0	0	0.00	0.00
Voided Checks	0	0	0.00	0.00
Bank Drafts	148	148	0.00	24,431.93
EFT's	0	0	0.00	0.00
	148	148	0.00	24,431.93

All Bank Codes Check Summary

Payment Type	Payable Count	Payment Count	Discount	Payment
Regular Checks	181	135	0.00	422,389.90
Manual Checks	0	0	0.00	0.00
Voided Checks	0	2	0.00	-90.00
Bank Drafts	162	162	0.00	30,732.36
EFT's	0	0	0.00	0.00
	343	299	0.00	453,032.26

Fund Summary

Fund	Name	Period	Amount
999	Pooled Cash - General	5/2026	347,219.38
999	Pooled Cash - General	6/2026	105,812.88
			453,032.26

June 18, 2026

MEMORANDUM

To: Board of Commissioners
From: Brock Martin, Business & Finance Director
Re: May Treasurer’s Report

Action Requested

Staff requests the Board to accept the May 2026 Treasurer’s Report.

Summary:

Revenue balances are behind five-year trends as the first tax distribution of the year is received from the County Treasurer in May about half the time. This year it was received in early June, so it is not reflected in the amounts below, and was \$1,792,691.

It appears the PTELL extension capping taxes received in 2027 will be 2.7% based on available Consumer Price Index data. This is below the 2.9% cap in effect for 2026 and the lowest it has been since 2020. Right now we are projecting approximately \$230,000 in property tax growth in 2027.

The balance of the Capital Projects fund is negative due to pending grant reimbursements. Staff anticipate a \$161,708 reimbursement on the KRT grant in June. Staff will also be submitting a reimbursement request to IDNR for the first half of the Public Museum grant in June. The amount of the requested reimbursement will be approximately \$416,000. The other large grant pending reimbursement is for the Buffalo Trace project, which had over \$150,000 at the end of May. Reimbursement for those grant expenditures will not be made until after the grant has been completed in October.

May Asset Balances 2024-2026

	2024	2025	2026
Cash and Cash Equivalents			
Checking/Deposit Accounts	\$1,775,218	\$263,430	\$152,562
Illinois Fund	\$3,561,269	\$3,309,687	\$3,335,867
Investments			
Certificates of Deposit	\$785,000	\$594,000	\$-
IPDLAF	\$201,879	\$9,385	\$582,908
Business Equity	\$29,455	\$27,408	\$33,297
Total Cash and Investments	<u>\$6,352,821</u>	<u>\$4,203,910</u>	<u>\$4,104,635</u>

May Cash & Investment Balances 2024-2026

Starting Balance	\$4,873,414	\$5,123,950	\$4,826,726
Revenues	\$2,472,134	\$376,231	\$252,240
Expenditures	\$(1,002,656)	\$(1,299,909)	\$(955,906)
Net Change Assets/Liabilities	<u>\$9,928</u>	<u>\$3,639</u>	<u>\$18,425</u>
Ending Balance	<u>\$6,352,821</u>	<u>\$4,203,911</u>	<u>\$4,104,635</u>

Attachments:

- May 2026 Financial Activity and Balances
- May 2026 Reserve Balances and Outstanding Commitments
- May 2026 Investment Rates and Maturities

2026
May Treasurer's Report

May 2026 Financial Activity and Balances

FUND	Financial Activity					Month End Investment Balances					
	Beginning Cash & Investments	Total Revenue	Total Expenses	Net Change Assets/Liabilities	Ending Cash & Investments	Cash	Illinois Funds	IPDLAF	Business Equity	Certificates of Deposit	Total Cash & Investments
GENERAL	2,083,546	70,092	(305,288)	6,926	1,841,424	211,578	1,348,498	249,581	31,767	-	1,841,424
IMP & DEV	683,371	3,483	(94,850)	1,209	590,795	19,975	569,290	-	1,530	-	590,795
LIABILITY INS	458,747	1,449	(36,031)	-	424,165	1,005	423,160	-	-	-	424,165
IMRF	86,764	3,808	(17,467)	138	72,967	-	72,967	-	-	-	72,967
AUDIT	(23,983)	-	-	-	(23,983)	(23,983)	-	-	-	-	(23,983)
SOCIAL SECURITY	25,794	17	(20,816)	-	4,995	-	4,995	-	-	-	4,995
BOND	27,241	-	-	-	27,241	-	27,241	-	-	-	27,241
GOLF	876,752	163,976	(254,159)	10,230	776,339	45,278	731,061	-	-	-	776,339
MUSEUM STORE	15,906	1,463	(63)	(77)	17,382	3,373	14,009	-	-	-	17,382
CAPITAL	115,178	6,477	(226,320)	-	(104,664)	(104,664)	-	-	-	-	(104,664)
LAND ACQUIS	477,410	1,475	(912)	-	477,972	-	144,645	333,327	-	-	477,972
TOTAL	\$ 4,826,726	\$ 252,240	\$ (955,906)	\$ 18,425	\$ 4,104,635	\$ 152,562	\$ 3,335,867	\$ 582,908	\$ 33,297	\$ -	\$ 4,104,635

Champaign County Forest Preserve District

May-26

Investment Rates and Maturities

Investments	Rate	Month End	Maturity Date
Cash	NA	\$ 152,562	N/A
Illinois Fund	3.737%	\$ 3,335,867	NA
Illinois Investor's Trust	3.470%	\$ 582,908	NA
Business Equity	NA	\$ 33,297	NA
Total Investments		\$ 4,104,635	

2026 Budgeted Revenue Comparison

	2026	2025	2024	2023	2022	2021
General	4,697,102	5,429,242	4,357,246	3,851,050	4,179,261	3,155,024
Imp & Devel	1,695,835	1,540,242	1,460,432	1,439,739	1,245,794	1,206,346
Golf	1,496,685	1,402,606	1,268,612	1,079,190	886,984	756,220
Museum Store	16,300	16,250	14,500	10,275	8,250	5,110
Liability Insurance	719,212	960,807	746,242	754,763	390,623	383,275
IMRF	223,000	195,011	201,050	160,051	226,207	283,923
Audit	55,900	65,982	66,439	62,447	41,343	45,391
Social Security	279,000	286,925	297,141	247,634	246,297	240,128
Bond	289,745	287,968	279,321	265,606	256,213	258,176
Capital Projects	9,635,200	9,483,557	6,112,666	4,645,397	1,438,760	1,058,893
Land Acquisition	2,066,000	1,203,000	80,300	883,353	838,201	709,350
Totals	21,173,979	20,871,590	14,883,949	13,399,505	9,757,933	8,101,836

YTD 2026 Actual Revenue Comparison

	2026	2025	2024	2023	2022	2021	2026	5 year %
General	305,288	324,653	692,118	453,631	445,115	758,353	6.5%	11.6%
Imp & Devel	21,036	36,371	158,514	17,769	22,003	227,892	1.2%	5.6%
Golf	476,415	488,898	398,722	423,082	235,097	311,019	31.8%	33.9%
Museum Store	4,374	4,613	5,232	6,203	3,630	2,041	26.8%	36.9%
Liability Insurance	27,367	17,005	47,175	3,167	601	68,260	3.8%	4.1%
IMRF	10,366	11,302	30,892	26,293	25,109	58,559	4.6%	12.6%
Audit	-	714	8,328	703	14	8,085	0.0%	5.3%
Social Security	853	628	27,735	1,022	26	50,301	0.3%	5.0%
Bond	-	-	29,775	58	109	50,305	0.0%	4.9%
Capital Projects	711,316	895,766	1,374,684	264,940	20,768	267,706	7.4%	10.9%
Land Acquisition	7,127	6,483	7,705	9,160	1,020	41	0.3%	0.5%
Totals	1,564,143	1,786,434	2,780,880	1,206,029	753,492	1,802,562	7.4%	11.2%

2026 Budgeted Expense Comparison

	2026	2025	2024	2023	2022	2021
General	4,697,102	5,429,242	4,357,246	3,598,054	3,156,135	2,853,310
Imp & Devel	1,695,835	1,540,242	1,460,432	1,297,361	1,138,294	959,095
Golf	1,496,685	1,402,606	1,268,612	1,079,190	886,984	755,933
Museum Store	16,300	16,250	14,500	10,275	8,250	8,250
Liability Insurance	713,212	960,807	746,242	754,763	390,623	329,065
IMRF	223,000	195,011	201,050	160,051	226,207	188,042
Audit	55,900	65,982	66,439	62,447	41,343	30,422
Social Security	279,000	286,925	297,141	247,634	246,297	217,339
Bond	289,745	287,968	279,321	6,253	4,855	83,845
Capital Projects	9,635,200	9,483,557	6,112,666	5,209,267	2,684,735	1,160,383
Land Acquisition	2,066,000	1,203,000	80,300	974,210	974,210	863,250
Totals	21,167,979	20,871,590	14,883,949	13,399,505	9,757,933	7,448,934

YTD 2026 Actual Expense Comparison

	2026	2025	2024	2023	2022	2021	2026	5 year %
General	1,549,271	2,074,974	2,430,882	1,130,083	1,007,330	968,280	33.0%	38.0%
Imp & Devel	532,144	523,250	719,394	453,273	361,905	343,205	31.4%	36.3%
Golf	790,131	599,811	541,764	454,698	374,868	307,022	52.8%	44.5%
Museum Store	3,271	3,714	7,219	5,264	3,180	1,081	20.1%	32.1%
Liability Insurance	105,314	78,236	100,255	77,948	86,153	60,250	14.8%	13.0%
IMRF	95,748	79,732	86,499	65,447	68,505	67,944	42.9%	38.9%
Audit	45,279	51,654	35,304	16,930	13,989	18,140	81.0%	56.2%
Social Security	109,554	107,808	115,800	86,782	76,071	71,484	39.3%	36.0%
Bond	-	5,000	4,726	-	4,500	475	0.0%	1.5%
Capital Projects	957,341	1,067,322	370,513	328,498	582,960	615,851	9.9%	11.4%
Land Acquisition	2,712	(4,166)	258,978	1,057	2,571	19,532	0.1%	4.6%
Totals	4,190,767	4,587,334	4,671,334	2,619,979	2,582,032	2,473,265	19.8%	24.1%

**Champaign County Forest Preserve District
May-26**

Revenues and Expenditures Transacted as Percent of Budget

2026 Revenues				
Fund	Budgeted	Cumulative Revenues	2026 Percent Collected	5 year Average Percent*
GENERAL	\$ 4,697,102	\$ 305,288	6.5%	11.6%
IMP & DEV	\$ 1,695,835	\$ 21,036	1.2%	5.6%
LIABILITY INS	\$ 719,212	\$ 27,367	3.8%	4.1%
IMRF	\$ 223,000	\$ 10,366	4.6%	12.6%
AUDIT	\$ 55,900	\$ -	0.0%	5.3%
SOCIAL SECURITY	\$ 279,000	\$ 853	0.3%	5.0%
BONDS	\$ 289,745	\$ -	0.0%	4.9%
GOLF COURSE	\$ 1,496,685	\$ 476,415	31.8%	33.9%
MUSEUM STORE	\$ 16,300	\$ 4,374	26.8%	36.9%
CAPITAL PROJECTS & EQUIPMENT	\$ 9,635,200	\$ 711,316	7.4%	10.9%
LAND ACQUISITION	\$ 2,066,000	\$ 7,127	0.3%	0.5%
TOTAL	\$ 21,173,979	\$ 1,564,143	7.4%	11.2%

2026 Expenditures				
Fund	Budgeted	Cumulative Expenses	2026 Percent Expended	5 year Average Percent*
GENERAL	\$ 4,697,102	\$ 1,549,271	33.0%	38.0%
IMP & DEV	\$ 1,695,835	\$ 532,144	31.4%	36.3%
LIABILITY INS	\$ 719,212	\$ 105,314	14.6%	13.0%
IMRF	\$ 223,000	\$ 95,748	42.9%	38.9%
AUDIT	\$ 55,900	\$ 45,279	81.0%	56.2%
SOCIAL SECURITY	\$ 279,000	\$ 109,554	39.3%	36.0%
BONDS	\$ 289,745	\$ -	0.0%	1.5%
GOLF COURSE	\$ 1,496,685	\$ 790,131	52.8%	44.5%
MUSEUM STORE	\$ 16,300	\$ 3,271	20.1%	32.1%
CAPITAL PROJECTS & EQUIPMENT	\$ 9,635,200	\$ 957,341	9.9%	11.4%
LAND ACQUISITION	\$ 2,066,000	\$ 2,712	0.1%	4.6%
TOTAL	\$ 21,173,979	\$ 4,190,767	19.8%	24.1%

*The 5 Year Average Percent equals each fund's current period average percentage of budget for revenues or expenditures for the years 2021-2025.

**CCFPD - Reserves - All Funds
as of May 31, 2026**

Operating Funds	Cash and Investment Balance	Committed	Uncommitted Balance	Approved 2026 Budget	% of Budget in Uncommitted Reserve	# Months
General	1,841,424	(713,779)	1,127,645	4,003,140	28%	3.38
Improvement & Development	590,795	(208,115)	382,680	1,505,835	25%	3.05
Golf	776,339	(100,000)	676,339	1,311,685	52%	6.19
Museum Store	17,382	-	17,382	16,300	107%	12.80
Liability & Compensation Insuranc	424,165	(348,288)	75,877	254,212	30%	3.58
Public Accounts Audit	(23,983)	5,900	(18,083)	55,900	-32%	-3.88
IMRF	72,967	27,150	100,117	223,000	45%	5.39
Social Security	4,995	-	4,995	279,000	2%	0.21
Totals	3,704,086	(1,337,132)	2,366,954	7,649,072	31%	3.71

Non-Operating Funds	Cash and Investment Balance	Committed	Uncommitted Balance	Approved 2026 Budget
General Obligation Bond	27,241	-	27,241	289,745
Capital	(104,664)	134,200	29,536	9,635,200
Land Acquisition	477,972	(80,873)	397,099	2,066,000
Totals	400,549	53,327	453,876	11,990,945
Grand Total	4,104,635	(1,283,805)	2,820,830	19,640,017

Note: Approved 2026 Budget does not include capital projects or other tranfers budgeted in Operating Funds.

**Commitment Detail
as of May 31, 2026**

General Fund	
Transfer to Capital Fund	544,200
Transfer to Liability Fund	116,712
Transfer to IMRF	27,150
Transfer to Audit	5,900
Tomlinson Cemetery (Donations Given for Cemetery Upkee	19,817
<hr/>	
Total General	713,779
<hr/>	
Improvement and Development	
Transfer to Capital	190,000
Farm Fund (Farm Income for Natural Resources)	18,115
<hr/>	
Total Construction	208,115
<hr/>	
Golf	
Golf Maintenance Building	100,000
<hr/>	
Total Golf	100,000
<hr/>	
Liability and Compensation Insurance	
Transfer from General Fund	(116,712)
Stream Barb	465,000
<hr/>	
Total Liability and Compensation Insurance	348,288
<hr/>	
Public Accounts Audit	
Transfer from General Fund	(5,900)
<hr/>	
Total Public Accounts Audit Audit	(5,900)
<hr/>	
IMRF	
Transfer from General Fund	(27,150)
<hr/>	
Total IMRF	(27,150)
<hr/>	
Capital	
Transfer from General Fund	(544,200)
Transfer from Improvement and Development	(190,000)
Nature Center	450,000
Land Acquisition	150,000
<hr/>	
Total Capital Fund	(134,200)
<hr/>	
Land Acquisition	
NRDA Program - Future Years	80,873
<hr/>	
Total Land Acquisition	80,873
<hr/>	

June 18, 2026

MEMORANDUM

To: Board of Commissioners
From: Brock Martin, Business and Finance Director
Re: Accept the 2025 Comprehensive Annual Financial Report

Action Requested

Staff requests that the Board of Commissioners accept the 2025 District Comprehensive Annual Financial Report.

Background

The 2025 Comprehensive Annual Financial Report and associated audit by Lauterbach and Amen, were completed in early June. This was the first year that Lauterbach and Amen conducted the financial audit for the Forest Preserves.

There were no findings this year, but two recommendations:

1. IT Security Awareness and Monitoring of Emerging Risks
2. Funds Over Budget

Lauterbach and Amen has submitted the annual audit report to the Government Finance Officer Association (GFOA) Certificate of Achievement in Financial Reporting Program for consideration of this award.

The GFOA established the Certificate of Achievement for Excellence in Financial Reporting Program (COA) in 1945 to encourage and assist state and local governments to go beyond the minimum requirements of generally accepted accounting principles to prepare comprehensive annual financial reports that evidence the spirit of transparency and full disclosure and then to recognize individual governments that succeed in achieving that goal. The goal of the program is not to assess the financial health of participating governments, but rather to ensure that users of their financial statements have the information they need to do so themselves.

The cover of financial report is from a picture taken from the Finance department's own Rebecca Smith.

Attachments:

- 2025 Annual Comprehensive Financial Report
- 2025 District Management Letter
- 2025 Audit Governance Report
- 2025 Audit Report on Internal Control
- 2025 Audit Report on Supplementary Information

**CHAMPAIGN COUNTY
FOREST PRESERVE DISTRICT**

**ANNUAL COMPREHENSIVE
FINANCIAL REPORT**

**For the Fiscal Year
Ended December 31, 2025
Mahomet, Illinois**

CHAMPAIGN COUNTY FOREST PRESERVE DISTRICT, ILLINOIS

ANNUAL COMPREHENSIVE FINANCIAL REPORT

FOR THE FISCAL YEAR ENDED DECEMBER 31, 2025

Prepared by:

Finance Department

CHAMPAIGN COUNTY FOREST PRESERVE DISTRICT, ILLINOIS

TABLE OF CONTENTS

PAGE

INTRODUCTORY SECTION

List of Principal Officials	1
Organization Chart	2
Letter of Transmittal	3
Certificate of Achievement for Excellence in Financial Reporting	6

FINANCIAL SECTION

INDEPENDENT AUDITOR'S REPORT	9
-------------------------------------	-------------------

MANAGEMENT'S DISCUSSION AND ANALYSIS	13
---	--------------------

BASIC FINANCIAL STATEMENTS

Government-Wide Financial Statements	
Statement of Net Position	26
Statement of Activities	28
Fund Financial Statements	
Balance Sheet - Governmental Funds	29
Reconciliation of Total Governmental Fund Balance to the Statement of Net Position - Governmental Activities	30
Statement of Revenues, Expenditures and Changes in Fund Balances - Governmental Funds	31
Reconciliation of the Statement of Revenues, Expenditures and Changes in Fund Balances to the Statement of Activities - Governmental Activities	32
Statement of Net Position - Proprietary Funds	34
Statement of Revenues, Expenses, and Changes in Net Position - Proprietary Funds	36
Statement of Cash Flows - Proprietary Funds	37
Notes to Financial Statements	38

REQUIRED SUPPLEMENTARY INFORMATION

Schedule of Employer Contributions - Last Ten Fiscal Years	
Illinois Municipal Retirement Fund	73
Schedule of Changes in the Employer's Net Pension Liability/(Asset) - Last Ten Measurement Years	
Illinois Municipal Retirement Fund	74
Schedule of Changes in the Employer's Total OPEB Liability	
Retiree Benefits Plan	75
Schedule of Revenues, Expenditures and Changes in Fund Balance - Budget and Actual	
General Fund	76
Improvements and Development - Special Revenue Fund	77
Notes to the Required Supplementary Information	78

PAGE

CHAMPAIGN COUNTY FOREST PRESERVE DISTRICT, ILLINOIS

TABLE OF CONTENTS

FINANCIAL SECTION - Continued

OTHER SUPPLEMENTARY INFORMATION

Schedule of Revenues, Expenditures and Changes in Fund Balance - Budget and Actual Capital Projects Fund	<u>83</u>
Schedule of Revenues, Expenditures and Changes in Fund Balance - Budget and Actual Combining Balance Sheet - Nonmajor Governmental Funds	<u>84</u>
Combining Statement of Revenues, Expenditures and Changes in Fund Balances Nonmajor Governmental Funds	<u>85</u>
Schedule of Revenues, Expenditures and Changes in Fund Balance - Budget and Actual Public Accounts Audit - Special Revenue Fund	<u>86</u>
Social Security- Special Revenue Fund	<u>87</u>
Liability Insurance - Special Revenue Fund	<u>88</u>
Illinois Municipal Retirement - Special Revenue Fund	<u>89</u>
Debt Service Fund	<u>90</u>
Land Acquisition - Capital Projects Fund	<u>91</u>
Schedule of Revenues, Expenses and Changes in Net Position - Budget and Actual Golf Course - Enterprise Fund	<u>92</u>
Museum of the Grand Prairie Foundation - Enterprise Fund	<u>93</u>

SUPPLEMENTAL SCHEDULE

Long-Term Debt Requirements General Obligation Limited Tax Bonds (Alternate Revenue Source), Series 2025	<u>95</u>
---	---------------------------

STATISTICAL SECTION (Unaudited)

Net Position by Component - Last Ten Fiscal Years	<u>97</u>
Changes in Net Position - Last Ten Fiscal Years	<u>98</u>
Fund Balances of Governmental Funds - Last Ten Fiscal Years	<u>100</u>
Changes in Fund Balances of Governmental Funds - Last Ten Fiscal Years	<u>101</u>
Assessed Value and Actual Value of Taxable Property - Last Ten Tax Levy Years	<u>102</u>
Property Tax Levies and Collections - Last Ten Tax Levy Years	<u>103</u>
Direct and Overlapping Property Tax Rates - Last Ten Tax Levy Years	<u>104</u>
Illinois Taxing Districts	<u>106</u>
Principal Property Tax Payers - Current Tax Levy Year and Nine Tax Levy Years Ago	<u>108</u>
Schedule of Legal Debt Margin - Last Ten Tax Levy Years	<u>109</u>
Ratios of Outstanding Debt by Type - Last Ten Fiscal Years	<u>110</u>
Demographic and Economic Statistics - Last Ten Fiscal Years	<u>111</u>
Principal Employers - Current Fiscal Year and Nine Fiscal Years Ago	<u>112</u>
Non-Agricultural Employment Statistics	<u>113</u>
Full-Time Equivalent Employees by Function/Program - Last Ten Fiscal Years	<u>114</u>
Operating Indicators by Function/Program - Last Ten Fiscal Years	<u>115</u>
Capital Asset Statistics by Function/Program - Last Ten Fiscal Years	<u>116</u>

PAGE

CHAMPAIGN COUNTY FOREST PRESERVE DISTRICT, ILLINOIS

TABLE OF CONTENTS

INDEPENDENT AUDITOR'S REPORT ON INTERNAL CONTROL OVER FINANCIAL REPORTING AND ON COMPLIANCE AND OTHER MATTERS BASED ON AN AUDIT OF FINANCIAL STATEMENTS PERFORMED IN ACCORDANCE WITH *GOVERNMENTAL ACCOUNTING STANDARDS*

[118](#)

INTRODUCTORY SECTION

This section includes miscellaneous data regarding the Champaign County Forest Preserve District, Illinois including:

List of Principal Officials

Organizational Chart

Letter of Transmittal

Certificate of Achievement for Excellence in Financial Reporting

CHAMPAIGN COUNTY FOREST PRESERVE DISTRICT, ILLINOIS

**List of Principal Officials
December 31, 2025**

BOARD OF COMMISSIONERS

Wendy M. Hundley, President

Gregory J. Knott, Vice President

Mark Toalson, Secretary

William G. Goodman, Treasurer

Timothy A. Bartlett, Assistant Secretary/Treasurer

ADMINISTRATIVE STAFF

Lorrie L. Pearson
Executive Director

Michael Daab
Deputy Executive Director

Brock E. Martin
Business and Finance Director

Jessica Howard
Business and Finance Director

Jessica Mullins
Human Resources Director

Lisa Sprinkle
Marketing Manager

Lorrie Pearson
Executive Director

Director of Museum & Ed
Kamryn Suttinger

Public Programs Manager
Chelsea Prahl

Public Program Specialist
Morgan Duerksen-Balk

Office Specialist (PT)
Vacant

Public Program Specialist
John Bien

Visitor Services Associates (P1)
Erin Morrison
Melinda Wiegel
Kathleen Love
Ren Lashley
Yvonne Rivera Ortiz
Shelby Armbrecht
Alice Webster

Youth Programs Manager
Stacey Clementz

Ed Program Specialist II
Patrick Ahasic

Ed Program Specialist II
Selena Gonzalez

Education Support Specialist
Emily Shirilla

Ed Program Specialist <Pn
Del Kwasny-Black

Interpretive Naturalist (PT)
Kat Jackson

Seasonal Naturalist
Seasonal

Day Camp Educators
Seasonal

Curator of Collections & Exhibits
Mark Hanson

Collections Coordinator
Jessica Smith

Custodial Specialist (PT)
Mike Williams

Collections Assistant
Mackenzie Claunch

Marketing Manager
Lisa Sprinkle

Marketing Specialist
Kristin Rose

Volunteer Coordinator
Sue Gallo

Office Manager
Angie Clayton

HR Director
Jessica Mullins

HR Associate
Faith Villapiano

Golf Manager
Chris Edmondson

Golf Course Superintendent
Joie Torres

Assistant Golf Course Superintendent
Mack Drinkwater

Equipment Tech
Gary Williams

GC Maintenance Worker I
Jameson Drinkwater

Golf Professional
David Sebest1k

Assistant Golf Professional
Jason Troyer

Pro Shop/Snack Bar
PT/Seasonal

Director of Business & Finance
Brock Martin

Assistant Finance Director
Jessica Howard

Donor Relationship Coordinator
Jenna Phillips

Business & Finance Specialist
Rebecca Smith

Deputy Executive Director
Mike Daab

Director of Planning
Sam Ihm

Planner
Aaron Hoyle-Katz

Construction Manager
Mike Fry

Construction Workers
Justin Fullenkamp
Tammy Fry
Jake Gordon

Director of Natural Resources
Philip Borsdorf

Natural Resources Specialist
Eric Perry

Natural Resources Technicians
Trevor Wasson
Teagan Wuethrich
Calvin True

Lake of the Woods Forest Preserve
Site Superintendent

Rusty Maulding

Grounds & Facilities Supervisor
Brodie Ziehr

Maintenance Workers
Demetrio Roldan-Leon
Avery Edwards
Alfyn Watt
Josh Schneman

Maintenance Worker (PT)
Bob Schlorff

2 Vacancies

Boat Rental Attendant (2-3)
Maintenance Worker (2-4)

Garden and Trails Supervisor
Stephanie Workman

Garden Workers
James Blythe

Garden Workers (PT)
Connor Whittington
Bruce Colravy
Jaymie Huffman
Seasonal

Homer Lake Forest Preserve
Site Superintendent

Skylar Smith

Assistant Superintendent
Michael Dale

Maintenance Worker
Victor Yelaska

Maintenance Worker (P)
Ethan Stites

Maintenance Worker
Seasonal

Middle Fork River Forest Preserve
Site Superintendent

Matt Kuntz

Assistant Superintendent
Jake Pruiett

Maintenance Worker
Stephen Wolfe
Carlyn Crozier

Maintenance Worker
PT/Seasonal (2-3)

Campground Hosts
Seasonal (2)

FOREST(j)
PRESERVES
CHAMPAIGN COUNTY





June 2, 2026

Honorable Commissioners and Residents of Champaign County,

The Annual Comprehensive Financial Report of Champaign County Forest Preserve District for the fiscal year ended December 31, 2025, is hereby submitted. The Illinois Governmental Account Audit Act requires an annual audit to examine and verify District financial statements. This audit report presents management’s perspective of the District financial position and activities for the fiscal year ended December 31, 2025.

Management assumes full responsibility for the completeness and reliability of all of the information presented in this report. To provide a reasonable basis for making these representations, District management has established a comprehensive internal control framework designed to:

- protect the government’s assets from loss, theft, or misuse, and
- prepare District’s financial statements to conform with Generally Accepted Accounting Principles (GAAP).

As management, we assert that, to the best of our knowledge and belief, this financial report is complete and reliable in all material respects.

Lauterbach and Amen, LLP audited the District’s 2025 financial statements. Independent audits provide reasonable assurance that the District’s financial statements are free of material misstatements. Lauterbach and Amen, LLP tested evidence supporting amounts earned and expended, accounting principles applied, and significant management estimates, as well as overall financial statement presentation. The first component of this audit report’s financial section is Lauterbach and Amen, LLP’s independent report.

This report is prepared in accordance with generally accepted accounting principles and in conformance with standards of financial reporting as established by the Government Finance Officers Association of the United States and Canada. The report includes a section with Management’s Discussion and Analysis (“MD & A”), which should be read by all users of the financial statements along with this letter of transmittal. The MD&A provides an overview, summarizes and accompanies the basic financial statements which follow it.

[Profile of Champaign County Forest Preserve District](#)

Organized in 1935 by public referendum the Champaign County Forest Preserve District began operation in 1948 with 260 acres surrounding a small lake near Mahomet, Illinois. The District is a special district unit of local government and exists as authorized by the State of Illinois Downstate Forest Preserve District statute.

The Champaign County Forest Preserve District strives to enrich our community by:

- Ensuring the protection, conservation, and restoration of District lands and waters for future generations.
- Providing quality educational exhibits and learning opportunities about Champaign County’s history, including the natural history of the Grand Prairie.
- Providing excellent stewardship of our natural and cultural resources.
- Removing real and perceived barriers to participation in all programs and services.
- Providing recreational opportunities compatible with stewardship of District natural and cultural resources.

Presently the District owns and operates seven forest preserves consisting of 4,067 acres: Lake of the Woods, River Bend, Homer Lake, Middle Fork River, Sangamon River, Heron View and the Kickapoo Rail Trail.

Governance

The Downstate Forest Preserve Act (70 ILCS 805) provided for the establishment of the Champaign County Forest Preserve District, and authorizes the District to levy taxes and to establish ordinances for the use and protection of District lands. The County Executive, with the consent of the County Board, appoints the Champaign County Forest Preserve District's Board members to five-year terms. The District's boundaries are nearly identical to Champaign County's, with the exception of sixteen parcels in the far northwest portion of the county.

The District includes a legally separate component unit, the Forest Preserve Friends Foundation (Foundation), which is a 501c3 non-profit. The Foundation exists for the primary purpose of supporting the projects and activities of the District, including acquiring land that meets its strategic restoration goals, maintaining and improving natural areas and facilities, and providing educational experiences.

Local Economy

Champaign County's economic base is comprised largely of education, agriculture, and medical services. Home to the University of Illinois, Champaign County enjoys the benefits of both urban and rural life, with abundant cultural and athletic events ranging from performing arts and museums to Big Ten sports. Champaign County is a regional medical destination with two large clinic/hospital complexes, including a Level I Trauma Center. Approximately 78% of Champaign County's land is farmed. Principal crops are corn and soybeans.

The District's rate-setting equalized assessed valuation property taxes increased 10.18% in 2025 to total \$6,818,941,772.

Financial Management and Control

District management is responsible for establishing and maintaining internal controls designed to ensure that District assets are protected from loss, theft, or misuse and to ensure that adequate accounting data is properly recorded to allow for the preparation of financial statements in conformity with accounting principles generally accepted in the United States of America. The internal control structure is designed to provide reasonable, but not absolute, assurance that these objectives are met. The concept of reasonable assurance recognizes that: (1) the cost of a control should not exceed the benefits likely to be derived; and (2) the valuation of costs and benefits requires estimates and judgments by management. All internal control evaluations occur within this framework. Internal control practices are also integrated into the budgetary management of the District's funds. A budget is prepared for each fund; control is provided by verification of appropriation amounts prior to expenditures, as well as a monthly review of actual account totals compared to budget. Additional control is established through published policies and procedures for all aspects of accounting practices of the District which includes the recording of receipts and disbursements of funds entrusted to the District.

The basis of accounting and the funds utilized by the District are fully described in Note 1 of the financial statements. The District's budgetary accounting is located in the Notes to Required Supplementary Information. The District's defined benefit pension plan disclosure (Illinois Municipal Retirement Fund) is detailed in Note 3 of the Notes to Financial Statements. See the required supplementary section for funding progress for employee pensions and the District's annual IMRF payments.

Employee Retirement

The District participates in the Illinois Municipal Retirement Fund, an agent multi-employer public employee retirement fund. The Fund covers all full-time employees and those who work more than one thousand hours annually. The Fund provides a defined benefit pension, based upon salary, age and years of service. Most benefit levels are set by the Fund. Due to investment losses in the fund the district ended 2024 with only 94 percent of the liability current funded. (Net Position/Total Pension Liability). All employees are covered by social security.

Financial Policies

The District makes every effort to invest temporary cash surpluses. Short-term money is reported as cash and cash equivalents (rather than investments) and consists of various bank and money market accounts, and pooled federal government securities. The main objective is safety and liquidity. Long-term money is invested in accordance with the District's formal investment policy stressing safety and liquidity. Typical investments include Local Government Investment Pools ("LGIP") and Certificate of Deposits that are guaranteed by FDIC insurance. Any deposit that exceeds FDIC insurance is collateralized with U.S. government securities.

Long-Term Financial Planning

Staff plans for its long-term financial future by meeting regularly with board leadership. In order to partially fund the District's 2025 – 2027 Strategic Plan, the District authorized the issuance of a Taxable General Obligation Limited Tax Bond during 2025. The District continues to budget conservatively to achieve healthy fund reserves. The Board of Commissioners has also implemented a Fund Balance/Net Position policy that mandates a 3-month reserve. As of December 31, 2025, the District's Unassigned Fund Balance and Unrestricted Net Position total \$3.2 million.

Independent Audit

Lauterbach and Amen, LLP Certified Public Accountants have issued an unmodified ("clean") opinion on the Champaign County Forest Preserve District's financial statements for the year ended December 31, 2025. The independent auditors' report is located at the front of the financial section of this report.

Future Outlook

The financial forecast for the District is stable, with healthy reserves, property tax revenues increasing steadily.. A Strategic Plan for 2025-2027 is completed and will be used as a guide for future budget allocations. Major products underway in 2026 include further work on the Kickapoo Rail Trail; land purchases at the River Bend Forest Preserve, the building of a new greenhouse, and work on the renovation of the educational facility at Homer Lake.

Acknowledgements

The preparation of this report could not be accomplished without the efficient and dedicated services of the Business and Finance Department. District supervisors are also to be commended for implementing District financial procedures and for handling financial transactions promptly and accurately. Special thanks are due to the Board of Commissioners for its leadership in financial policy planning and decision-making and for supporting efficient, ethical, and sustainable financial operations that are focused on District customers.

Respectfully submitted,



Lorrie L. Pearson
Executive Director



Government Finance Officers Association

**Certificate of
Achievement
for Excellence
in Financial
Reporting**

Presented to

**Champaign County Forest Preserve District
Illinois**

For its Annual Comprehensive
Financial Report
For the Fiscal Year Ended

December 31, 2024



p.

Executive Director/CEO

FINANCIAL SECTION

This section includes:

Independent Auditor's Report

Management's Discussion and Analysis

Basic Financial Statements

Required Supplementary Information

Other Supplementary Information

Supplemental Schedule

INDEPENDENT AUDITOR'S REPORT

This section includes the opinion of the District's independent auditing firm.



INDEPENDENT AUDITOR'S REPORT

June 2, 2026

Members of the Board of Commissioners
Champaign County Forest Preserve District
Mahomet, Illinois

Report on the Audit of the Financial Statements

Opinion

We have audited the accompanying financial statements of the governmental activities, the business-type activities, the discretely presented component unit, each major fund, and the aggregate remaining fund information of the Champaign County Forest Preserve District (the District), Illinois, as of and for the year ended December 31, 2025, and the related notes to the financial statements, which collectively comprise the District's basic financial statements as listed in the table of contents.

In our opinion, the financial statements referred to above present fairly, in all material respects, the respective financial position of the governmental activities, the business-type activities, the discretely presented component unit, each major fund, and the aggregate remaining fund information of the Champaign County Forest Preserve District, Illinois, as of December 31, 2025, and the respective changes in financial position, and, where applicable, cash flows thereof for the year then ended in accordance with accounting principles generally accepted in the United States of America.

Basis for Opinions

We conducted our audit in accordance with auditing standards generally accepted in the United States of America and the standards applicable to financial audits contained in *Government Auditing Standards*, issued by the Comptroller General of the United States. Our responsibilities under those standards are further described in the Auditor's Responsibilities for the Audit of the Financial Statements section of our report. We are required to be independent of the District, and to meet our other ethical responsibilities, in accordance with the relevant ethical requirements relating to our audit. We believe that the audit evidence we have obtained is sufficient and appropriate to provide a basis for our audit opinions.

Responsibilities of Management for the Financial Statements

Management is responsible for the preparation and fair presentation of the financial statements in accordance with accounting principles generally accepted in the United States of America, and for the design, implementation, and maintenance of internal control relevant to the preparation and fair presentation of financial statements that are free from material misstatement, whether due to fraud or error.

In preparing the financial statements, management is required to evaluate whether there are conditions or events, considered in the aggregate, that raise substantial doubt about the District's ability to continue as a going concern for twelve months beyond the financial statement date, including any currently known information that may raise substantial doubt shortly thereafter.

Auditor's Responsibilities for the Audit of the Financial Statements

Our objectives are to obtain reasonable assurance about whether the financial statements as a whole are free from material misstatement, whether due to fraud or error, and to issue an auditor's report that includes our opinions. Reasonable assurance is a high level of assurance but is not absolute assurance and therefore is not a guarantee that an audit conducted in accordance with generally accepted auditing standards will always detect a material misstatement when it exists. The risk of not detecting a material misstatement resulting from fraud is higher than for one resulting from error, as fraud may involve collusion, forgery, intentional omissions, misrepresentations, or the override of internal control. Misstatements are considered material if there is a substantial likelihood that, individually or in the aggregate, they would influence the judgment made by a reasonable user based on the financial statements.

In performing an audit in accordance with generally accepted auditing standards and *Government Auditing Standards*, we:

- Exercise professional judgment and maintain professional skepticism throughout the audit.
- Identify and assess the risks of material misstatement of the financial statements, whether due to fraud or error, and design and perform audit procedures responsive to those risks. Such procedures include examining, on a test basis, evidence regarding the amounts and disclosures in the financial statements.
- Obtain an understanding of internal control relevant to the audit in order to design audit procedures that are appropriate in the circumstances, but not for the purpose of expressing an opinion on the effectiveness of the District's internal control. Accordingly, no such opinion is expressed.
- Evaluate the appropriateness of accounting policies used and the reasonableness of significant accounting estimates made by management, as well as evaluate the overall presentation of the financial statements.
- Conclude whether, in our judgment, there are conditions or events, considered in the aggregate, that raise substantial doubt about the District's ability to continue as a going concern for a reasonable period of time.

We are required to communicate with those charged with governance regarding, among other matters, the planned scope and timing of the audit, significant audit findings, and certain internal control-related matters that we identified during the audit.

Required Supplementary Information

Accounting principles generally accepted in the United States of America require that the management's discussion and analysis, the budgetary comparison schedules, and supplementary pension schedules, as listed in the table of contents, be presented to supplement the basic financial statements. Such information is the responsibility of management and, although not a part of the basic financial statements, is required by the Governmental Accounting Standards Board, who considers it to be an essential part of financial reporting for placing the basic financial statements in an appropriate operational, economic, or historical context. We have applied certain limited procedures to the required supplementary information in accordance with auditing standards generally accepted in the United States of America, which consisted of inquiries of management about the methods of preparing the information and comparing the information for consistency with management's responses to our inquiries, the basic financial statements, and other knowledge we obtained during our audit of the basic financial statements. We do not express an opinion or provide any assurance on the information because the limited procedures do not provide us with sufficient evidence to express an opinion or provide any assurance.

Supplementary Information

Our audit was conducted for the purpose of forming opinions on the financial statements that collectively comprise the Champaign County Forest Preserve District, Illinois' basic financial statements. The other supplementary information and supplemental schedule are presented for purposes of additional analysis and are not a required part of the basic financial statements. Such information is the responsibility of management and was derived from and relates directly to the underlying accounting and other records used to prepare the basic financial statements. The information has been subjected to the auditing procedures applied in the audit of the basic financial statements and certain additional procedures, including comparing and reconciling such information directly to the underlying accounting and other records used to prepare the basic financial statements or to the basic financial statements themselves, and other additional procedures in accordance with auditing standards generally accepted in the United States of America. In our opinion, other supplementary information and supplemental schedule are fairly stated, in all material respects, in relation to the basic financial statements as a whole.

Other Information

Management is responsible for the other information included in the annual report. The other information comprises the introductory and statistical sections but does not include the basic financial statements and our auditor's report thereon. Our opinions on the basic financial statements do not cover the other information, and we do not express an opinion or any form of assurance thereon.

In connection with our audit of the basic financial statements, our responsibility is to read the other information and consider whether a material inconsistency exists between the other information and the basic financial statements, or the other information otherwise appears to be materially misstated. If, based on the work performed, we conclude that an uncorrected material misstatement of the other information exists, we are required to describe it in our report.

Other Reporting Required by *Government Auditing Standards*

In accordance with *Government Auditing Standards*, we have also issued our report dated June 2, 2026, on our consideration of the District's internal control over financial reporting and on our tests of its compliance with certain provisions of laws, regulations, contracts, and grant agreements and other matters. The purpose of that report is to describe the scope of our testing of internal control over financial reporting and compliance and the results of that testing, and not to provide an opinion on the effectiveness of the District's internal control over financial reporting or on compliance. That report is an integral part of an audit performed in accordance with *Government Auditing Standards* in considering the District's internal control over financial reporting and compliance.

Lauterbach & Amen, LLP

LAUTERBACH & AMEN, LLP

MANAGEMENT'S DISCUSSION AND ANALYSIS

CHAMPAIGN COUNTY FOREST PRESERVE DISTRICT, ILLINOIS

Management's Discussion and Analysis

December 31, 2025

Our discussion and analysis of the Champaign County Forest Preserve District (the District), Illinois' financial performance provides an overview of the District's financial activities for the fiscal year ended December 31, 2025. Please read it in conjunction with the transmittal letter, which can be found in the introductory section of this report and the District's financial statements, which can be found in the basic financial statements section of this report.

FINANCIAL HIGHLIGHTS

- The District's net position increased as a result of this year's operations. Net position of the governmental activities increased by \$966,736, or 3.3 percent and net position of business-type activities increased by \$41,005, or 2.0 percent.
- During the year, government-wide revenues for the primary government totaled \$10,566,398, while expenses totaled \$9,558,657, resulting in an increase to net position of \$1,007,741.
- The District's net position totaled \$32,312,363 on December 31, 2025, which includes \$25,664,744 net investment in capital assets, \$1,852,779 subject to external restrictions, and \$4,794,840 unrestricted net position that may be used to meet the ongoing obligations to citizens and creditors.
- The General Fund reported an increase this year of \$593,897 or 22.5 percent, resulting in an ending balance of \$3,238,580.
- Beginning net position and fund balances were restated to correct errors in the reporting of grants.

USING THIS ANNUAL REPORT

This annual report consists of a series of financial statements. The Statement of Net Position and the Statement of Activities provide information about the activities of the District as a whole and present a longer-term view of the District's finances. For governmental activities, these statements tell how these services were financed in the short term as well as what remains for future spending. Fund financial statements also report the District's operations in more detail than the government-wide statements by providing information about the District's most significant funds. The remaining statements provide financial information about activities for which the District acts solely as a trustee or agent for the benefit of those outside of the government.

Government-Wide Financial Statements

The government-wide financial statements provide readers with a broad overview of the District's finances, in a matter similar to a private-sector business.

The Statement of Net Position reports information on all of the District's assets/deferred outflows and liabilities/deferred inflows, with the difference between the two reported as net position. Over time, increases or decreases in net position may serve as a useful indicator of whether the financial position of the District is improving or deteriorating. Consideration of other nonfinancial factors, such as changes in the District's property tax base and the condition of the District's infrastructure, is needed to assess the overall health of the District.

The Statement of Activities presents information showing how the government's net position changed during the most recent fiscal year. All changes in net position are reported as soon as the underlying event giving rise to the change occurs, regardless of the timing of related cash flows. Thus, revenues and expenses are reported in this statement for some items that will only result in cash flows in future fiscal periods (e.g., uncollected taxes and earned but unused vacation leave).

CHAMPAIGN COUNTY FOREST PRESERVE DISTRICT, ILLINOIS

Management's Discussion and Analysis

December 31, 2025

USING THIS ANNUAL REPORT - Continued

Government-Wide Financial Statements - Continued

Both of the government-wide financial statements distinguish functions of the District that are principally supported by taxes and intergovernmental revenues (governmental activities) from other functions that are intended to recover all or a significant portion of their costs through user fees and charges (business-type activities). The governmental activities of the District include recreation and education. The business-type activities of the District include golf course and museum store.

The District includes one separate legal entity in its report. The Forest Preserve Friends Foundation is presented as a discretely presented component unit. Although legally separate, this “component unit” is important because the District is financially accountable for it. Financial information for the component unit is reported separately from the financial information presented for the primary government itself.

Fund Financial Statements

A fund is a grouping of related accounts that is used to maintain control over resources that have been segregated for specific activities or objectives. The District, like other local governments, uses fund accounting to ensure and demonstrate compliance with finance-related legal requirements. All of the funds of the District can be divided into two categories: governmental funds and proprietary funds.

Governmental Funds

Governmental funds are used to account for essentially the same functions reported as governmental activities in the government-wide financial statements. However, governmental fund financial statements focus on near-term inflows and outflows of spendable resources, as well as on balances of spendable resources available at the end of the fiscal year. Such information may be useful in evaluating the District’s near-term financing requirements.

Because the focus of governmental funds is narrower than that of the government-wide financial statements, it is useful to compare the information presented for governmental funds with similar information presented for governmental activities in the government-wide financial statements. By doing so, readers may better understand the long-term impact of the government’s near-term financing decisions. Both the governmental fund balance sheet and the governmental fund statement of revenues, expenditures, and changes in fund balances provide a reconciliation to facilitate the comparison between governmental funds and governmental activities.

The District maintains nine individual governmental funds. Information is presented separately in the governmental fund balance sheet and in the governmental fund statement of revenues, expenditures, and changes in fund balances for the General Fund, Improvements and Development Fund, and Capital Projects Fund, which are considered major funds. Data from the other six governmental funds are combined into a single, aggregated presentation. Individual fund data for each of these nonmajor governmental funds is provided in the form of combining statements elsewhere in this report.

The District adopts an annual appropriated budget for all of the governmental funds. A budgetary comparison schedule for these funds has been provided to demonstrate compliance with this budget.

CHAMPAIGN COUNTY FOREST PRESERVE DISTRICT, ILLINOIS

Management's Discussion and Analysis

December 31, 2025

USING THIS ANNUAL REPORT - Continued

Proprietary Funds

The District maintains proprietary funds, which are reported as enterprise funds. Enterprise funds are used to report the same functions presented as business-type activities in the government-wide financial statements. The District utilizes enterprise funds to account for its golf course and museum store operations.

Proprietary fund financial statements provide the same type of information as the government-wide financial statements, only in more detail. The proprietary fund financial statements provide information for the Golf Course Fund, a major fund, and the Museum of the Grand Prairie General Store Fund, a nonmajor fund.

Notes to the Financial Statements

The notes provide additional information that is essential to a full understanding of the data provided in the government-wide and fund financial statements.

Other Information

In addition to the basic financial statements and accompanying notes, this report also presents certain required supplementary information concerning the District's I.M.R.F. pension obligations, post-employment retirement benefit obligations, and budgetary comparison schedules for the General Fund and Improvements and Development Fund. The combining statements referred to earlier in connection with nonmajor governmental funds are presented immediately following the required supplementary information on pensions.

CHAMPAIGN COUNTY FOREST PRESERVE DISTRICT, ILLINOIS

Management's Discussion and Analysis

December 31, 2025

FINANCIAL SUMMARY

Net position may serve over time as a useful indicator of a government's financial position. The following tables show that in the case of the District, assets/deferred outflows exceeded liabilities/deferred inflows by \$32,312,363.

	Governmenta		Net Position			
	Activities		Business-Type		Totals	
	2025	2024	2025	2024	2025	2024
Current Assets	\$ 12,901,645	12,905,628	1,180,155	1,106,807	14,081,800	14,012,435
Capital Assets	24,970,884	23,408,108	1,410,935	1,447,752	26,381,819	24,855,860
Total Assets	37,872,529	36,313,736	2,591,090	2,554,559	40,463,619	38,868,295
Deferred Outflows	761,736	1,117,906	100,076	129,464	861,812	1,247,370
Total Assets/Deferred Outflows	38,634,265	37,431,642	2,691,166	2,684,023	41,325,431	40,115,665
Long-Term Liabilities	1,566,257	1,184,177	228,245	187,386	1,794,502	1,371,563
Other Liabilities	657,007	2,042,720	342,360	416,522	999,367	2,459,242
Total Liabilities	2,223,264	3,226,897	570,605	603,908	2,793,869	3,830,805
Deferred Inflows	6,217,577	5,888,675	1,622	2,181	6,219,199	5,890,856
Total Liabilities/Deferred Inflows	8,440,841	9,115,572	572,227	606,089	9,013,068	9,721,661
Net Position						
Net Investment in Capital Assets	24,283,401	23,297,549	1,381,343	1,389,893	25,664,744	24,687,442
Restricted	1,852,779	1,775,147	—	—	1,852,779	1,775,147
Unrestricted	4,057,244	3,243,374	737,596	688,041	4,794,840	3,931,415
Total Net Position	30,193,424	28,316,070	2,118,939	2,077,934	32,312,363	30,394,004

A portion of the District's net position, \$25,664,744 or 79.3 percent, reflects its investment in capital assets (for example, land, construction in progress, land improvements, buildings and improvements, equipment and vehicles, infrastructure, and lease assets), less any related debt used to acquire those assets that is still outstanding. The District uses these capital assets to provide services to citizens; consequently, these assets are not available for future spending. Although the District's investment in its capital assets is reported net of related debt, it should be noted that the resources needed to repay this debt must be provided from other sources, since the capital assets themselves cannot be used to liquidate these liabilities.

An additional portion, \$1,852,779 or 5.7 percent, of the District's net position represents resources that are subject to external restrictions on how they may be used. The remaining \$4,794,840 or 14.8 percent represents unrestricted net position and may be used to meet the government's ongoing obligations to citizens and creditors.

CHAMPAIGN COUNTY FOREST PRESERVE DISTRICT, ILLINOIS

Management's Discussion and Analysis

December 31, 2025

FINANCIAL SUMMARY - Continued

	Changes in Net Position					
	Governmental		Business-Type		Totals	
	Activities		Activities			
	2025	2024	2025	2024	2025	2024
Revenues						
Program Revenues						
Charges for Services	\$ 358,595	359,640	1,484,560	1,428,955	1,843,155	1,788,595
Operating Grants/Contributions	249,732	97,393	1,100	—	250,832	97,393
Capital Grants/Contributions	1,840,352	1,776,945	—	—	1,840,352	1,776,945
General Revenues						
Property Tax	5,867,834	5,626,167	—	—	5,867,834	5,626,167
Intergovernmental	279,849	350,033	—	—	279,849	350,033
Investment Income	258,316	276,807	42,156	32,161	300,472	308,968
Miscellaneous	183,904	85,535	—	—	183,904	85,535
Total Revenues	9,038,582	8,572,520	1,527,816	1,461,116	10,566,398	10,033,636
Expenses						
Recreation and Education	8,054,651	6,699,934	—	—	8,054,651	6,699,934
Interest on Long-Term Debt	17,195	6,841	—	—	17,195	6,841
Golf Course	—	—	1,470,711	1,343,768	1,470,711	1,343,768
Museum Store	—	—	16,100	31,473	16,100	31,473
Total Expenses	8,071,846	6,706,775	1,486,811	1,375,241	9,558,657	8,082,016
Change in Net Position Before Transfers	966,736	1,865,745	41,005	85,875	1,007,741	1,951,620
Transfers	—	(57,058)	—	57,058	—	—
Change in Net Position	966,736	1,808,687	41,005	142,933	1,007,741	1,951,620
Net Position - As Previously Reported	28,316,070	26,507,383	2,077,934	1,935,001	30,394,004	28,442,384
Restatement - Error Correction	910,618	—	—	—	910,618	—
Net Position - Beginning	29,226,688	26,507,383	2,077,934	1,935,001	31,304,622	28,442,384
Net Position - Ending	30,193,424	28,316,070	2,118,939	2,077,934	32,312,363	30,394,004

FINANCIAL ANALYSIS OF GOVERNMENTAL ACTIVITIES

Net position of the District's governmental activities increased by 3.3 percent (\$30,193,424 in 2025 compared to a restated \$29,226,688 in 2024). Unrestricted net position, the part of net position that can be used to finance day-to-day operations without constraints, totaled \$4,057,244 at December 31, 2025. Revenues for governmental activities totaled \$9,038,582, while the cost of all governmental functions totaled \$8,071,846. This results in an increase of \$966,736. In 2024, revenues of \$8,572,520 exceeded expenses of \$6,706,775, resulting in an increase of \$1,865,745, prior to transfers out of \$57,058. The increase in 2025 due primarily to a \$1.3M cash advance from the grant supporting the Kickapoo Rail Trail that was received in 2024 but the revenue was not recognized until 2025.

CHAMPAIGN COUNTY FOREST PRESERVE DISTRICT, ILLINOIS

Management's Discussion and Analysis

December 31, 2025

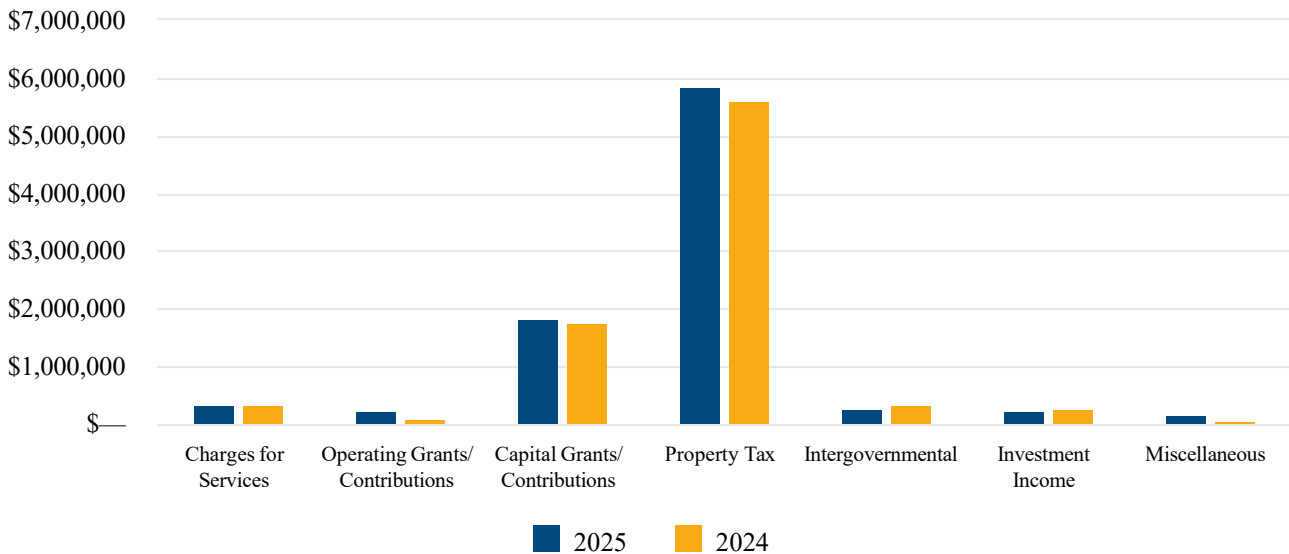
FINANCIAL ANALYSIS OF GOVERNMENTAL ACTIVITIES - Continued

Governmental Activity Revenues

The District's governmental activities reported total revenues of \$9,038,582 for the current fiscal year, this represents an increase of \$466,062, or 5.4 percent, from the prior year's total amount of \$8,572,520. As is typical for activities of local governments, program revenues cover a very small percentage of program expenses, with general revenues covering the majority of expenses. For fiscal year ended December 31, 2025, governmental program expenses of \$8,071,846 exceeded program revenues of \$2,448,679 by \$5,623,167. General revenues of \$6,589,903 made up all the deficiency.

The following table graphically depicts the distribution of revenue sources of the District's governmental activities for fiscal years ended December 31, 2025 and December 31, 2024. It depicts very clearly the reliance of property taxes to fund governmental activities. It also clearly identifies the less significant amounts the District receives from other sources.

Comparison of Revenues - Governmental Activities



Significant changes of the District's governmental activities' revenues from the prior year include the following:

Most of the revenue growth is related to increased property tax revenue in 2025. This tax base increased because of a cost of living adjustment built into the rate and also new property development occurring within Champaign County.

CHAMPAIGN COUNTY FOREST PRESERVE DISTRICT, ILLINOIS

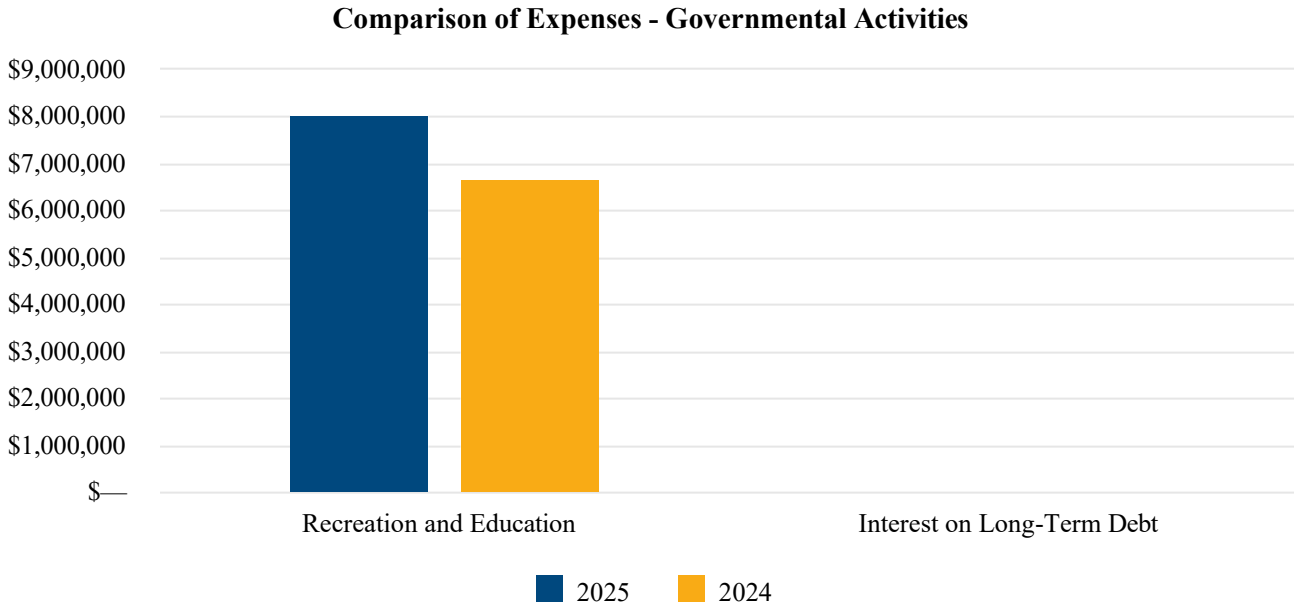
Management's Discussion and Analysis

December 31, 2025

FINANCIAL ANALYSIS OF GOVERNMENTAL ACTIVITIES - Continued

Governmental Activity Expenses

The District's governmental activities reported total expenses of \$8,071,846 for the current fiscal year, this represents an increase of \$1,365,071, or 20.4 percent, from the prior year's total amount of \$6,706,775. The following table graphically depicts the expenses of the District's governmental activities for fiscal years ended December 31, 2025 and December 31, 2024.



Significant changes of the District's governmental activity expenses from the prior year include the following:

The majority of the increase is the result of a cash advance received by the Illinois Department of Natural Resources in 2024 being spent in 2025. The cash advance was for a grant paying for construction of the Kickapoo Rail Trail. There was also a significant increase in the projection of future cash outflows anticipated with the Preserves retirement plan, resulting from increased salary costs and new positions.

CHAMPAIGN COUNTY FOREST PRESERVE DISTRICT, ILLINOIS

Management's Discussion and Analysis

December 31, 2025

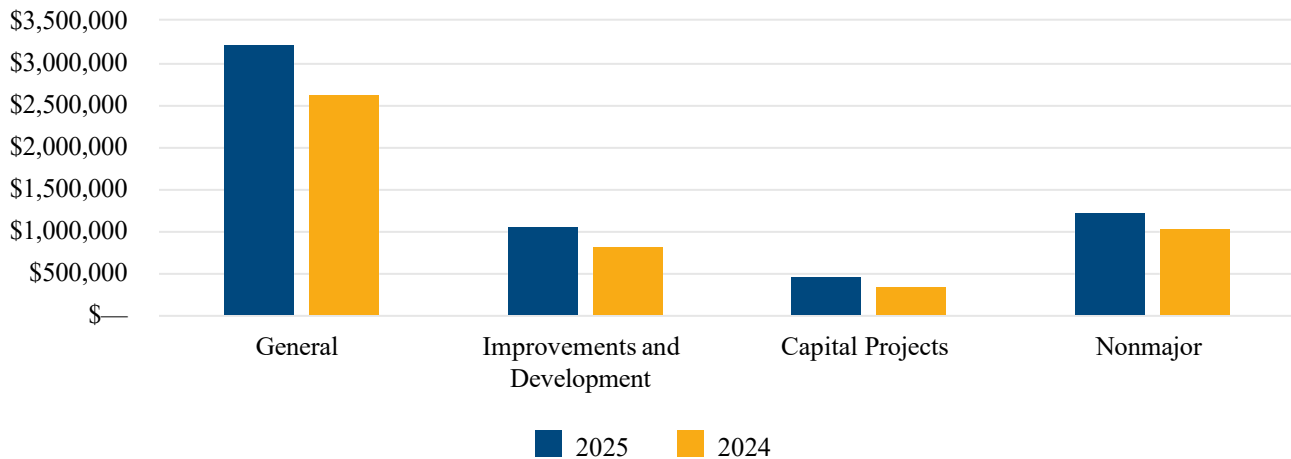
FINANCIAL ANALYSIS OF GOVERNMENTAL FUNDS

As noted earlier, the District uses fund accounting to ensure and demonstrate compliance with finance-related legal requirements.

The focus of the District's governmental funds is to provide information on near-term inflows, outflows, and balances of spendable resources. In particular, unassigned fund balance may serve as a useful measure of a government's net resources available for spending at the end of the fiscal year.

The District's governmental funds reported combining ending fund balances of \$5,993,901, which is \$819,520, or 15.8 percent, higher than last year's restated total of \$5,174,381. Of the \$5,993,901 total, \$3,227,295, or approximately 53.8 percent, of the fund balance constitutes unassigned fund balance.

Fund Balances - Governmental Funds



The General Fund is the chief operating fund of the District. At December 31, 2025, unassigned fund balance in the General Fund was \$3,227,295, which represents 99.7 percent of the total fund balance of the General Fund. As a measure of the General Fund's liquidity, it may be useful to compare unassigned fund balance to total fund expenditures. Unassigned fund balance in the General Fund represents approximately 84.7 percent of total General Fund expenditures.

The General Fund concluded the fiscal year with a balance of \$3,238,580, reflecting a 22.5 percent increase from the previous year's balance of \$2,644,683. This \$593,897 increase was the result of property taxes could be extended to the General Fund being higher than anticipated, interest earning exceeding expectations, and saving resulting from a change in the District's health insurance carrier midyear.

The Improvements and Development Fund concluded the fiscal year with a balance of \$1,061,810, reflecting a 27.0 percent increase from the previous year's balance of \$836,162. This \$225,648 increase was the result of property taxes that could be extended to the Improvements and Development Fund being higher than anticipated, support from the Forest Preserve Friends Foundation for Natural Resources activities increasing and savings resulting from a change in the District's health insurance carrier midyear.

The Capital Projects Fund concluded the fiscal year with a balance of \$465,411, reflecting a 29.1 percent increase from the previous year's restated balance of \$360,420. This \$104,991 increase is the result of several projects anticipated for completion in 2025 that carried forward into 2026, such as the Buffalo Trace Renovation and Nature Center Architectural and Engineering work.

CHAMPAIGN COUNTY FOREST PRESERVE DISTRICT, ILLINOIS

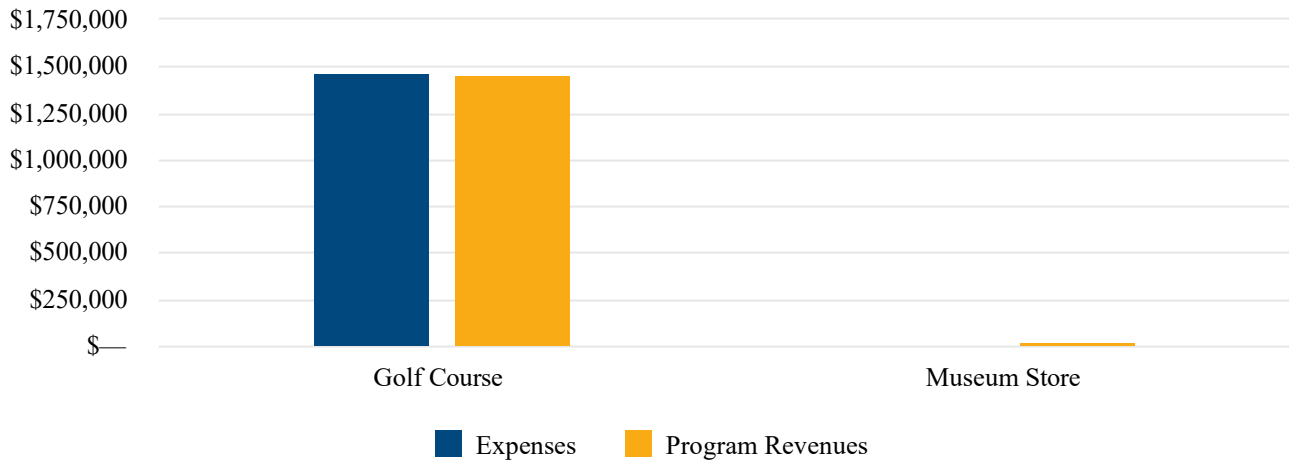
Management's Discussion and Analysis

December 31, 2025

FINANCIAL ANALYSIS OF BUSINESS-TYPE ACTIVITIES AND RELATED FUNDS

Business-type activities posted total revenues of \$1,527,816, while the cost of all business-type activities totaled \$1,486,811. This results in an increase of \$41,005. In 2024, revenues of \$1,461,116 exceeded expenses of \$1,375,241, resulting in an increase of \$85,875, prior to transfers in of \$57,058.

Expenses and Program Revenues - Business-Type Activities

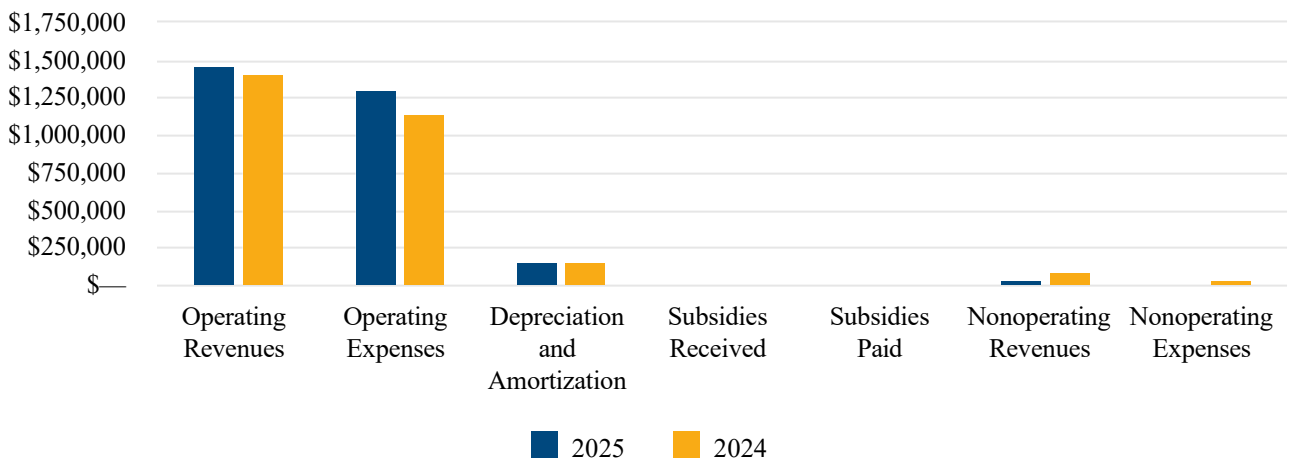


Proprietary Funds

The District's proprietary funds provide the same type of information found in the government-wide financial statements, but in more detail.

The District reports the Golf Course Fund as a major proprietary fund. The District intends to run the funds at a breakeven rate. Periodically, there will be an annual surplus or draw down due to timing of capital projects.

Golf Course Fund



CHAMPAIGN COUNTY FOREST PRESERVE DISTRICT, ILLINOIS

Management's Discussion and Analysis

December 31, 2025

FINANCIAL ANALYSIS OF BUSINESS-TYPE ACTIVITIES AND RELATED FUNDS - Continued

Proprietary Funds - Continued

The Golf Course Fund concluded the fiscal year with a balance of \$2,077,514, reflecting a 1.8 percent increase from the previous year's balance of \$2,041,769. Unrestricted net position in the Golf Course Fund totaled \$696,171 at December 31, 2025. This \$35,745 increase is the result of increased playing rounds at the course in 2025.

CAPITAL ASSETS

The District's investment in capital assets for its governmental and business type activities as of December 31, 2025 was \$26,381,819 (net of accumulated depreciation/amortization). This investment in capital assets includes land, construction in progress, land improvements, building and constructed assets, machinery and equipment, vehicles, and lease assets.

	Capital Assets - Net of Depreciation/Amortization					
	Governmental		Business-Type		Totals	
	Activities		Activities			
	2025	2024	2025	2024	2025	2024
Land	\$ 9,919,160	9,908,797	17,000	17,000	9,936,160	9,925,797
Art	14,000	14,000	—	—	14,000	14,000
Construction in Progress	2,027,958	441,700	—	—	2,027,958	441,700
Land Improvements	7,174,126	7,365,759	909,170	948,300	8,083,296	8,314,059
Buildings and Improvements	3,358,627	3,363,534	185,226	182,866	3,543,853	3,546,400
Equipment and Vehicles	863,149	823,474	281,830	246,460	1,144,979	1,069,934
Infrastructure	1,613,864	1,490,844	—	—	1,613,864	1,490,844
Lease Assets - Vehicles	—	—	17,709	53,126	17,709	53,126
Totals	24,970,884	23,408,108	1,410,935	1,447,752	26,381,819	24,855,860

This year's major additions included:

Land	\$ 10,363
Construction in Progress	1,586,258
Land Improvements	168,153
Buildings and Improvements	241,137
Equipment and Vehicles	250,191
Infrastructure	198,994
	<u>2,455,096</u>

Additional information on the District's capital assets can be found in Note 2 of this report.

CHAMPAIGN COUNTY FOREST PRESERVE DISTRICT, ILLINOIS

Management's Discussion and Analysis

December 31, 2025

LONG-TERM DEBT

At year-end, the District does not have any long-term debt outstanding.

	Long-Term Debt Outstanding					
	Governmental Activities		Business-Type Activities		Totals	
	2025	2024	2025	2024	2025	2024
General Obligation Bonds Payable	\$ 278,601	—	—	—	278,601	—
Leases Payable	—	—	29,592	57,859	29,592	57,859
	278,601	—	29,592	57,859	308,193	57,859

State statutes limit the amount of general obligation debt a non-home rule governmental entity may issue to 2.3 percent of its total assessed valuation. The current debt limit for the District is \$142,339,854.

Additional information on the District’s long-term debt can be found in Note 2 of this report.

ECONOMIC FACTORS AND NEXT YEAR'S BUDGET

The District continues to experience stable economic conditions. Population and residential development have remained consistent with prior years, and the local unemployment rate remains below the statewide average.

The subsequent year budget reflects a modest increase in property tax revenues due to growth in the equalized assessed valuation (EAV) of property within Champaign County and increased values of properties due to new construction. Expenditure levels are expected to remain comparable to the prior year, with inflationary adjustments to personnel costs and contractual services.

Fund balance in the General Fund is expected to remain at a level consistent with the District’s fund balance policy. No significant changes to the District’s long-term debt obligations or post-employment benefit liabilities are anticipated.

Management is not aware of any pending legislation or regulatory changes that are expected to have a significant effect on the District’s financial position or results of operations.

CONTACTING THE DISTRICT'S FINANCIAL MANAGEMENT

This report is designed to provide our citizens, customers, investors, and creditors with a general overview of the District’s finances and to demonstrate the District’s accountability for the money it receives. Questions concerning this report or requests for additional information should be directed to Brock Martin, Director of Business and Finance at (217) 586-3360 or P.O. Box 1040, Mahomet, IL 61853.

BASIC FINANCIAL STATEMENTS

The basic financial Statements include integrated sets of financial statements as required by the GASB. The sets of statements include:

Government-Wide Financial Statements

Fund Financial Statements

Governmental Funds

Proprietary Funds

Fiduciary Fund

In addition, the notes to the financial statements are included to provide information that is essential to a user's understanding of the basic financial statements.

CHAMPAIGN COUNTY FOREST PRESERVE DISTRICT, ILLINOIS

Statement of Net Position

December 31, 2025

See Following Page

CHAMPAIGN COUNTY FOREST PRESERVE DISTRICT, ILLINOIS

**Statement of Net Position
December 31, 2025**

	Primary Government			Component Unit
	Governmental	Business-Type	Totals	Forest Preserve
	Activities	Activities		Friends Foundation
ASSETS				
Current Assets				
Cash and Investments	\$ 5,814,262	1,114,293	6,928,555	1,743,530
Receivables - Net of Allowances				
Property Taxes	6,206,765	—	6,206,765	—
Other	37,681	—	37,681	13,430
Due from Other Governments	758,617	—	758,617	—
Due from Component Unit	72,823	1,100	73,923	—
Inventory	—	64,762	64,762	—
Prepays	11,497	—	11,497	419
Total Current Assets	12,901,645	1,180,155	14,081,800	1,757,379
Noncurrent Assets				
Capital Assets				
Nondepreciable	11,961,118	17,000	11,978,118	15,400
Depreciable/Amortizable	22,577,542	4,376,122	26,953,664	—
Accumulated Depreciation/Amortization	(9,567,776)	(2,982,187)	(12,549,963)	—
Total Capital Assets	24,970,884	1,410,935	26,381,819	15,400
Other Assets				
Promises to Give	—	—	—	89,000
Total Assets	37,872,529	2,591,090	40,463,619	1,861,779
DEFERRED OUTFLOWS OF RESOURCES				
Deferred Items - IMRF	761,736	100,076	861,812	—
Total Assets and Deferred Outflows of Resources	38,634,265	2,691,166	41,325,431	1,861,779

The notes to the financial statements are an integral part of this statement.

	Primary Government			Component Unit
	Governmental	Business-Type	Totals	Forest Preserve
	Activities	Activities		Friends Foundation
LIABILITIES				
Current Liabilities				
Accounts Payable	\$ 401,301	73,298	474,599	—
Retainage Payable	78,423	—	78,423	—
Accrued Payroll	98,318	12,659	110,977	—
Due to Primary Government	—	—	—	73,921
Unearned Revenue	78,965	256,403	335,368	—
Current Portion of Long-Term Liabilities	416,557	54,862	471,419	—
Total Current Liabilities	1,073,564	397,222	1,470,786	73,921
Noncurrent Liabilities				
Compensated Absences Payable	116,383	20,611	136,994	—
Net Pension Liability - IMRF	832,112	109,322	941,434	—
Total OPEB Liability - RBP	201,205	43,450	244,655	—
Total Noncurrent Liabilities	1,149,700	173,383	1,323,083	—
Total Liabilities	2,223,264	570,605	2,793,869	73,921
DEFERRED INFLOWS OF RESOURCES				
Property Taxes	6,205,235	—	6,205,235	—
Deferred Items - IMRF	12,342	1,622	13,964	—
Total Deferred Inflows of Resources	6,217,577	1,622	6,219,199	—
Total Liabilities and Deferred Inflows of Resources	8,440,841	572,227	9,013,068	73,921
NET POSITION				
Net Investment in Capital Assets	24,283,401	1,381,343	25,664,744	—
Restricted				
Improvements and Developments	1,061,598	—	1,061,598	—
Audit Purposes	21,334	—	21,334	—
Retirement	236,724	—	236,724	—
Insurance	514,216	—	514,216	—
Debt Service	18,907	—	18,907	—
Donor Purposes	—	—	—	1,160,912
Unrestricted	4,057,244	737,596	4,794,840	626,946
Total Net Position	30,193,424	2,118,939	32,312,363	1,787,858

The notes to the financial statements are an integral part of this statement.

CHAMPAIGN COUNTY FOREST PRESERVE DISTRICT, ILLINOIS

Statement of Activities

For the Fiscal Year Ended December 31, 2025

	Net (Expenses)/Revenues							
	Program Revenues				Primary Government			Component Unit
	Expenses	Charges for Services	Operating Grants/Contributions	Capital Grants/Contributions	Governmental Activities	Business-Type Activities	Totals	Forest Preserve Friends Foundation
Governmental Activities								
Recreation and Education	\$ 8,054,651	358,595	249,732	1,840,352	(5,605,972)	—	(5,605,972)	—
Interest on Long-Term Debt	17,195	—	—	—	(17,195)	—	(17,195)	—
Total Governmental Activities	8,071,846	358,595	249,732	1,840,352	(5,623,167)	—	(5,623,167)	—
Business-Type Activities								
Golf Course	1,470,711	1,463,706	1,100	—	—	(5,905)	(5,905)	—
Museum Store	16,100	20,854	—	—	—	4,754	4,754	4,754
Total Business-Type Activities	1,486,811	1,484,560	1,100	—	—	(1,151)	(1,151)	4,754
Total Primary Government	9,558,657	1,843,155	250,832	1,840,352	(5,623,167)	(1,151)	(5,624,318)	4,754
Component Unit								
Forest Preserve Friends Foundation	\$ 381,976	—	638,770	—	—	—	—	256,794
		General Revenues						
		Taxes						
		Property Tax			5,867,834	—	5,867,834	—
		Intergovernmental - Unrestricted						
		Replacement Tax			225,750	—	225,750	—
		Other State Taxes			54,099	—	54,099	—
		Investment Income			258,316	42,156	300,472	68,339
		Miscellaneous			183,904	—	183,904	—
					6,589,903	42,156	6,632,059	68,339
					966,736	41,005	1,007,741	325,133
					28,316,070	2,077,934	30,394,004	1,462,725
					910,618	—	910,618	—
					29,226,688	2,077,934	31,304,622	1,462,725
					30,193,424	2,118,939	32,312,363	1,787,858

The notes to the financial statements are an integral part of this statement.

CHAMPAIGN COUNTY FOREST PRESERVE DISTRICT, ILLINOIS

**Balance Sheet - Governmental Funds
December 31, 2025**

	General	Special Revenue Improvements and Development	Capital Projects Capital Projects	Nonmajor	Totals
ASSETS					
Cash and Investments	\$ 3,332,068	1,066,557	138,099	1,277,538	5,814,262
Receivables - Net of Allowances					
Taxes	3,985,844	1,619,161	—	601,760	6,206,765
Other	37,681	—	—	—	37,681
Due from Other Governments	—	—	732,931	25,686	758,617
Due from Component Unit	32,906	36,654	3,263	—	72,823
Prepays	11,285	212	—	—	11,497
Total Assets	7,399,784	2,722,584	874,293	1,904,984	12,901,645
LIABILITIES					
Accounts Payable	43,397	4,809	330,459	22,636	401,301
Retainage Payable	—	—	78,423	—	78,423
Accrued Payroll	66,238	25,094	—	6,986	98,318
Unearned Revenue	65,725	13,240	—	—	78,965
Total Liabilities	175,360	43,143	408,882	29,622	657,007
DEFERRED INFLOWS OF RESOURCES					
Property Taxes	3,985,844	1,617,631	—	601,760	6,205,235
Grants	—	—	—	45,502	45,502
Total Deferred Inflows of Resources	3,985,844	1,617,631	—	647,262	6,250,737
Total Liabilities and Deferred Inflows of Resources	4,161,204	1,660,774	408,882	676,884	6,907,744
FUND BALANCES					
Nonspendable	11,285	212	—	—	11,497
Restricted	—	1,061,598	—	791,181	1,852,779
Assigned	—	—	465,411	436,919	902,330
Unassigned	3,227,295	—	—	—	3,227,295
Total Fund Balances	3,238,580	1,061,810	465,411	1,228,100	5,993,901
Total Liabilities, Deferred Inflows of Resources and Fund Balances	7,399,784	2,722,584	874,293	1,904,984	12,901,645

The notes to the financial statements are an integral part of this statement.

CHAMPAIGN COUNTY FOREST PRESERVE DISTRICT, ILLINOIS

Reconciliation of the Total Governmental Fund Balance to the Statement of Net Position - Governmental Activities

December 31, 2025

Total Governmental Fund Balances	\$ 5,993,901
Amounts reported for governmental activities in the Statement of Net Position are different because:	
Capital assets used in Governmental Activities are not financial resources and therefore, are not reported in the funds.	24,970,884
Revenue that is deferred in the funds financial statement because it is not available and recognized as revenue in the government-wide financial statements.	45,502
Deferred outflows (inflows) of resources related to the pensions not reported in the funds. Deferred Items - IMRF	749,394
Long-term liabilities are not due and payable in the current period and therefore are not reported in the funds.	
Compensated Absences Payable	(232,767)
Net Pension Liability - IMRF	(832,112)
Total OPEB Liability - RBP	(222,777)
General Obligation Bonds Payable	<u>(278,601)</u>
Net Position of Governmental Activities	<u><u>30,193,424</u></u>

CHAMPAIGN COUNTY FOREST PRESERVE DISTRICT, ILLINOIS

**Statement of Revenues, Expenditures and Changes in Fund Balances - Governmental Funds
For the Fiscal Year Ended December 31, 2025**

	General	Special Revenue Improvements and Development	Capital Projects Capital Projects	Nonmajor	Totals
Revenues					
Taxes	\$ 3,544,523	1,459,366	—	863,945	5,867,834
Intergovernmental	279,849	—	—	—	279,849
Charges for Services	343,870	14,725	—	—	358,595
Grants and Contributions	123,303	76,239	1,796,189	94,353	2,090,084
Investment Income	119,628	38,350	32,677	67,661	258,316
Miscellaneous	79,349	58,501	3,683	42,371	183,904
Total Revenues	4,490,522	1,647,181	1,832,549	1,068,330	9,038,582
Expenditures					
Recreation and Education	3,809,311	1,315,535	45,270	861,466	6,031,582
Capital Outlay	—	—	2,448,886	—	2,448,886
Debt Service					
Principal Retirement	—	—	—	264,385	264,385
Interest and Fiscal Charges	—	—	—	17,195	17,195
Total Expenditures	3,809,311	1,315,535	2,494,156	1,143,046	8,762,048
Excess (Deficiency) of Revenues Over (Under) Expenditures	681,211	331,646	(661,607)	(74,716)	276,534
Other Financing Sources (Uses)					
Debt Issuance	—	—	542,986	—	542,986
Transfers In	—	—	223,612	5,000	228,612
Transfers Out	(87,314)	(105,998)	—	(35,300)	(228,612)
	(87,314)	(105,998)	766,598	(30,300)	542,986
Net Change in Fund Balances	593,897	225,648	104,991	(105,016)	819,520
Fund Balances - As Previously Reported	2,644,683	836,162	(270,510)	1,053,428	4,263,763
Restatement - Error Correction	—	—	630,930	279,688	910,618
Fund Balances - Beginning as Restated	2,644,683	836,162	360,420	1,333,116	5,174,381
Fund Balances - Ending	3,238,580	1,061,810	465,411	1,228,100	5,993,901

The notes to the financial statements are an integral part of this statement.

CHAMPAIGN COUNTY FOREST PRESERVE DISTRICT, ILLINOIS

**Reconciliation of the Statement of Revenues, Expenditures and Changes in Fund Balances of the Governmental Funds to the Statement of Activities - Governmental Activities
For the Fiscal Year Ended December 31, 2025**

Net Change in Fund Balances - Total Governmental Funds	\$ 819,520
Amounts reported for governmental activities in the Statement of Activities are different because:	
Governmental funds report capital outlays as expenditures. However, in the Statement of Activities the cost of those assets is allocated over their estimated useful lives and reported as depreciation expense.	
Capital Outlays	2,331,883
Depreciation/Amortization Expense	(699,780)
Disposals - Cost	(506,918)
Disposals - Accumulated Depreciation	437,591
Some revenues not collected as of the year end are not considered available revenues in the governmental funds. These are the amounts that were not considered available in the current year.	
	(910,933)
The net effect of deferred outflows (inflows) of resources related to the pensions not reported in the funds.	
Change in Deferred Items - IMRF	(349,680)
The issuance of long-term debt provides current financial resources to governmental funds, while the repayment of the principal on long-term debt consumes the current financial resources of the governmental funds.	
Change in Compensated Absences Payable	106,656
Changes in Net Pension Liability - IMRF	(47,533)
Change in Total OPEB Liability - RBP	64,531
Issuance of Debt	(542,986)
Retirement of Debt	264,385
Changes in Net Position of Governmental Activities	<u>966,736</u>

CHAMPAIGN COUNTY FOREST PRESERVE DISTRICT, ILLINOIS

Statement of Net Position - Proprietary Funds

December 31, 2025

See Following Page

CHAMPAIGN COUNTY FOREST PRESERVE DISTRICT, ILLINOIS

**Statement of Net Position - Proprietary Funds
December 31, 2025**

	Business-Type Activities - Enterprise Funds		
	Golf Course	Nonmajor Museum of the Grand Prairie General Store	Totals
ASSETS			
Current Assets			
Cash and Investments	\$ 1,097,985	16,308	1,114,293
Due from Component Unit	1,100	—	1,100
Inventory	39,540	25,222	64,762
Total Current Assets	<u>1,138,625</u>	<u>41,530</u>	<u>1,180,155</u>
Noncurrent Assets			
Capital Assets			
Nondepreciable	17,000	—	17,000
Depreciable/Amortizable	4,376,122	—	4,376,122
Accumulated Depreciation/Amortization	(2,982,187)	—	(2,982,187)
Total Noncurrent Assets	<u>1,410,935</u>	<u>—</u>	<u>1,410,935</u>
Total Assets	<u>2,549,560</u>	<u>41,530</u>	<u>2,591,090</u>
DEFERRED OUTFLOWS OF RESOURCES			
Deferred Items - IMRF	100,076	—	100,076
Total Assets and Deferred Outflows of Resources	<u>2,649,636</u>	<u>41,530</u>	<u>2,691,166</u>

The notes to the financial statements are an integral part of this statement.

	Business-Type Activities - Enterprise Funds		
	Golf Course	Nonmajor	Totals
		Museum of the Grand Prairie General Store	
LIABILITIES			
Current Liabilities			
Accounts Payable	\$ 73,193	105	73,298
Accrued Payroll	12,659	—	12,659
Unearned Revenue	256,403	—	256,403
Current Portion of Long-Term Liabilities	54,862	—	54,862
Total Current Liabilities	397,117	105	397,222
Noncurrent Liabilities			
Compensated Absences Payable	20,611	—	20,611
Net Pension Liability - IMRF	109,322	—	109,322
Total OPEB Liability - RBP	43,450	—	43,450
Total Long-Term Liabilities	173,383	—	173,383
Total Liabilities	570,500	105	570,605
DEFERRED INFLOWS OF RESOURCES			
Deferred Items - IMRF	1,622	—	1,622
Total Liabilities and Deferred Inflows of Resources	572,122	105	572,227
NET POSITION			
Net Investment in Capital Assets	1,381,343	—	1,381,343
Unrestricted	696,171	41,425	737,596
Total Net Position	2,077,514	41,425	2,118,939

The notes to the financial statements are an integral part of this statement.

CHAMPAIGN COUNTY FOREST PRESERVE DISTRICT, ILLINOIS

**Statement of Revenues, Expenses, and Changes in Net Position - Proprietary Funds
For the Fiscal Year Ended December 31, 2025**

	Business-Type Activities - Enterprise Funds		
	Golf Course	Nonmajor Museum of the Grand Prairie General Store	Totals
Operating Revenues			
Charges for Services	\$ 1,448,474	20,848	1,469,322
Miscellaneous	15,232	6	15,238
Total Operating Revenues	1,463,706	20,854	1,484,560
Operating Expenses			
Operations	1,313,065	16,100	1,329,165
Depreciation	155,750	—	155,750
Total Operating Expenses	1,468,815	16,100	1,484,915
Operating Income (Loss)	(5,109)	4,754	(355)
Noncapital Subsidies			
Subsidies Received	1,100	—	1,100
Operating Income (Loss) and Noncapital Subsidies	(4,009)	4,754	745
Nonoperating Revenues (Expenses)			
Investment Income	41,650	506	42,156
Interest Expense	(1,896)	—	(1,896)
	39,754	506	40,260
Change in Net Position	35,745	5,260	41,005
Net Position - Beginning	2,041,769	36,165	2,077,934
Net Position - Ending	2,077,514	41,425	2,118,939

The notes to the financial statements are an integral part of this statement.

CHAMPAIGN COUNTY FOREST PRESERVE DISTRICT, ILLINOIS

**Statement of Cash Flows - Proprietary Funds
For the Fiscal Year Ended December 31, 2025**

	Business-Type Activities - Enterprise Funds		
	Golf Course	Nonmajor Museum of the Grand Prairie General Store	Totals
Cash Flows from Operating Activities			
Receipts from Customers and Users	\$ 1,508,413	20,509	1,528,922
Payments to Employees	(659,825)	—	(659,825)
Payments to Suppliers	(659,498)	(15,437)	(674,935)
	<u>189,090</u>	<u>5,072</u>	<u>194,162</u>
Cash Flows from Noncapital Financing Activities			
Subsidies Received	1,100	—	1,100
Cash Flows from Capital and Related Financing Activities			
Purchase of Capital Assets	(123,213)	—	(123,213)
Disposal of Capital Assets	4,280	—	4,280
Principal Paid on Debt	(28,267)	—	(28,267)
Interest Paid on Debt	(1,896)	—	(1,896)
	<u>(149,096)</u>	<u>—</u>	<u>(149,096)</u>
Cash Flows from Investing Activities			
Investment Income	41,650	506	42,156
Net Change in Cash and Cash Equivalents	82,744	5,578	88,322
Cash and Cash Equivalents - Beginning	1,015,241	10,730	1,025,971
Cash and Cash Equivalents - Ending	<u>1,097,985</u>	<u>16,308</u>	<u>1,114,293</u>
Reconciliation of Operating Income to Net Cash Provided (Used) by Operating Activities			
Operating (Loss)	(5,109)	4,754	(355)
Adjustments to Reconcile Operating Income to Net Cash Provided by (Used in) Operating Activities			
Depreciation	155,750	—	155,750
(Increase) Decrease in Current Assets	44,707	(345)	44,362
Increase (Decrease) in Current Liabilities	(6,258)	663	(5,595)
Net Cash Provided by Operating Activities	<u>189,090</u>	<u>5,072</u>	<u>194,162</u>

The notes to the financial statements are an integral part of this statement.

CHAMPAIGN COUNTY FOREST PRESERVE DISTRICT, ILLINOIS

Notes to the Financial Statements

December 31, 2025

NOTE 1 - SUMMARY OF SIGNIFICANT ACCOUNTING POLICIES

The Champaign County Forest Preserve District (the District), Illinois was created in 1948. The District's mission is to provide the citizens and guests of Champaign County, Illinois, the protection and preservation of the physical and biological integrity of District holdings through the conservation of natural and historical resources, educational opportunities for increasing the knowledge and appreciation of these resources, and recreational opportunities consistent with preserving the natural qualities of the Forest Preserve District resource base. The District operates seven forest preserves: Lake of the Woods, Homer Lake, Middle Fork, River Bend, Sangamon River, Heron View, and Kickapoo Rail Trail.

The District's boundaries approximate, but do not equal, those of Champaign County, Illinois. The five members of the Board of Commissioners are appointed by the Chairman of the County Board, with the advice and consent of the Champaign County Board.

The government-wide financial statements have been prepared in conformity with accounting principles generally accepted in the United States of America, as applied to government units (hereinafter referred to as generally accepted accounting principles (GAAP)). The Governmental Accounting Standards Board (GASB) is the accepted standard-setting body for establishing governmental accounting and financial reporting principles. The District's significant accounting policies are described below.

REPORTING ENTITY

The accompanying financial statements present the government and its component units, entities for which the government is considered to be financially accountable. Blended component units are, in substance, part of the primary government's operations, even though they are legally separate entities. Thus, blended component units are appropriately presented as funds of the primary government. Each discretely presented component unit is reported in a separate column in the government-wide financial statements to emphasize that it is both legally and substantively separate from the government. Management has determined that there are no fiduciary component units that are required to be included in the financial statements of the District as pension trust funds and there is one discretely component unit to include in the reporting entity.

Discretely Presented Component Unit

Discretely presented component units are separate legal entities that meet the component unit criteria described in GASB Statement No. 61 and GASB Statement No. 84 but do not meet the criteria for blending.

Forest Preserve Friends Foundation

The Forest Preserve Friends Foundation (the Foundation) is being reported as a discretely presented component unit of the District as it is legally separate from the District. The Foundation supports the facilities, programs, services, goals, and mission of the District. The Foundation's Board is self-perpetuating subject to the approval by the District Board of Commissioners. Due to the significance of the financial relationship with the District, the Foundation is reported as a component unit in this financial statement. The Foundation does not issue separate financial statements.

CHAMPAIGN COUNTY FOREST PRESERVE DISTRICT, ILLINOIS

Notes to the Financial Statements

December 31, 2025

NOTE 1 - SUMMARY OF SIGNIFICANT ACCOUNTING POLICIES - Continued

BASIS OF PRESENTATION

Government-Wide Statements

The District's basic financial statements include both government-wide (reporting the District as a whole) and fund financial statements (reporting the District's major funds). Both the government-wide and fund financial statements categorize primary activities as either governmental or business-type. The District's recreation and education services are classified as governmental activities. The District's golf course and museum store activities are classified as business-type activities.

In the government-wide Statement of Net Position, both the governmental and business-type activities columns are: (a) presented on a consolidated basis by column, and (b) reported on a full accrual, economic resource basis, which recognizes all long-term assets/deferred outflows and receivables as well as long-term debt/deferred inflows and obligations. The District's net position is reported in three parts: net investment in capital assets; restricted; and unrestricted. The District first utilizes restricted resources to finance qualifying activities.

The government-wide Statement of Activities reports both the gross and net cost of each of the District's functions and business-type activities (recreation and education, etc.) The functions are supported by general government revenues (property and personal property replacement taxes, certain intergovernmental revenues, investment income, etc.). The Statement of Activities reduces gross expenses (including depreciation/amortization) by related program revenues, operating and capital grants. Program revenues must be directly associated with the function (recreation and education, etc.) or a business-type activity. Operating grants include operating-specific and discretionary (either operating or capital) grants while the capital grants column reflects capital-specific grants.

The District does not allocate indirect costs. An administrative service fee is charged by the General Fund to the other operating funds that is eliminated like a reimbursement (reducing the revenue and expense in the General Fund) to recover the direct costs of General Fund services provided (finance, personnel, purchasing, legal, technology management, etc.).

This government-wide focus is more on the sustainability of the District as an entity and the change in the District's net position resulting from the current year's activities.

Fund Financial Statements

The financial transactions of the District are reported in individual funds in the fund financial statements. Each fund is accounted for by providing a separate set of self-balancing accounts that comprises its assets/deferred outflows, liabilities/deferred inflows, fund balance/net position, revenues and expenditures/expenses. Funds are organized into three major categories: governmental, proprietary, and fiduciary. The emphasis in fund financial statements is on the major funds in either the governmental or business-type activities categories.

GASB Statement No. 34 sets forth minimum criteria (percentage of the assets/deferred outflows, liabilities/deferred inflows, revenues or expenditures/expenses of either fund category or the governmental and enterprise combined) for the determination of major funds. The District electively added funds, as major funds, which either have debt outstanding or a specific or community focus. The nonmajor funds are combined in a column in the fund financial statements.

CHAMPAIGN COUNTY FOREST PRESERVE DISTRICT, ILLINOIS

Notes to the Financial Statements

December 31, 2025

NOTE 1 - SUMMARY OF SIGNIFICANT ACCOUNTING POLICIES - Continued

BASIS OF PRESENTATION - Continued

Fund Financial Statements - Continued

A fund is considered major if it is the primary operating fund of the District or meets the following criteria:

Total assets/deferred outflows, liabilities/deferred inflows, revenues, or expenditures/expenses of that individual governmental or enterprise fund are at least 10 percent of the corresponding total for all funds of that category or type; and

Total assets/deferred outflows, liabilities/deferred inflows, revenues, or expenditures/expenses of the individual governmental fund or enterprise fund are at least 5 percent of the corresponding total for all governmental and enterprise funds combined.

The various funds are reported by generic classification within the financial statements. The following fund types are used by the District:

Governmental Funds

The focus of the governmental funds' measurement (in the fund statements) is upon determination of financial position and changes in financial position (sources, uses, and balances of financial resources) rather than upon net income. The following is a description of the governmental funds of the District:

General Fund is the general operating fund of the District. It is used to account for all financial resources except those required to be accounted for in another fund. The General Fund is a major fund.

Special revenue funds are used to account for the proceeds of specific revenue sources that are legally restricted to expenditures for specified purposes. The District maintains one major special revenue fund. The Improvements and Development Fund is used to account for property tax revenues levied to fund the construction, restoration, reconditioning, reconstruction, and acquisition of improvements, as well as the development of the District's forests and lands. Additionally, the District maintains four nonmajor special revenue funds.

Debt Service Fund is used to account for the accumulation of funds for the periodic payment of principal and interest on general long-term debt. The Debt Service Fund is a major fund.

Capital projects funds are used to account for financial resources to be used for the acquisition or construction of major capital facilities (other than those financed by business-type/proprietary funds). The District maintains one major capital projects fund. The Capital Projects Fund is used to account for special capital projects, money is transferred into this fund from various other funds and is expended on projects approved by the Board. Additionally, the District maintains one nonmajor capital projects fund.

Proprietary Funds

The focus of proprietary fund measurement is upon determination of operating income, changes in net position, financial position, and cash flows. The generally accepted accounting principles applicable are those similar to businesses in the private sector. The following is a description of the proprietary funds of the District:

CHAMPAIGN COUNTY FOREST PRESERVE DISTRICT, ILLINOIS

Notes to the Financial Statements

December 31, 2025

NOTE 1 - SUMMARY OF SIGNIFICANT ACCOUNTING POLICIES - Continued

BASIS OF PRESENTATION - Continued

Proprietary Funds - Continued

Enterprise Funds are required to account for operations for which a fee is charged to external users for goods or services and the activity (a) is financed with debt that is solely secured by a pledge of the net revenues, (b) has third party requirements that the cost of providing services, including capital costs, be recovered with fees and charges or (c) establishes fees and charges based on a pricing policy designed to recover similar costs. The District maintains one major enterprise fund. The Golf Course Fund is used to account for operations at the Lake of the Woods Golf Course. Along with all transactions related to the golf course operations, the property and equipment and long-term debt associated with the golf course operations are reflected separately in this fund. Additionally, the District maintains one nonmajor enterprise fund.

MEASUREMENT FOCUS AND BASIS OF ACCOUNTING

Measurement focus is a term used to describe “which” transactions are recorded within the various financial statements. Basis of accounting refers to “when” transactions are recorded regardless of the measurement focus applied.

Measurement Focus

On the government-wide Statement of Net Position and the Statement of Activities, both governmental and business-type activities are presented using the economic resources measurement focus as defined below.

In the fund financial statements, the “current financial resources” measurement focus or the “economic resources” measurement focus is used as appropriate.

All governmental funds utilize a “current financial resources” measurement focus. Only current financial assets/deferred outflows and liabilities/deferred inflows are generally included on their balance sheets. Their operating statements present sources and uses of available spendable financial resources during a given period. These funds use fund balance as their measure of available spendable financial resources at the end of the period.

All proprietary funds utilize an “economic resources” measurement focus. The accounting objectives of this measurement focus are the determination of operating income, changes in net position (or cost recovery), financial position, and cash flows. All assets/deferred outflows, liabilities/deferred inflows (whether current or noncurrent) associated with their activities are reported. Proprietary funds equity is classified as net position.

Basis of Accounting

In the government-wide Statement of Net Position and Statement of Activities, both governmental and business-type activities are presented using the accrual basis of accounting. Under the accrual basis of accounting, revenues are recognized when earned and expenses are recorded when the liability/deferred inflow is incurred or economic asset used. Revenues, expenses, gains, losses, assets/deferred outflows, and liabilities/deferred inflows resulting from exchange and exchange-like transactions are recognized when the exchange takes place.

CHAMPAIGN COUNTY FOREST PRESERVE DISTRICT, ILLINOIS

Notes to the Financial Statements

December 31, 2025

NOTE 1 - SUMMARY OF SIGNIFICANT ACCOUNTING POLICIES - Continued

BASIS OF PRESENTATION - Continued

Basis of Accounting - Continued

In the fund financial statements, governmental funds are presented on the modified accrual basis of accounting. Under this modified accrual basis of accounting, revenues are recognized when “measurable and available.” Measurable means knowing or being able to reasonably estimate the amount. Available means collectible within the current period or within sixty days after year-end. The District recognizes property taxes when they become both measurable and available in accordance with GASB Codification Section P70. A sixty-day availability period is used for revenue recognition for all other governmental fund revenues. Expenditures (including capital outlay) are recorded when the related fund liability is incurred, except for general obligation bond principal and interest which are recognized when due.

In applying the susceptible to accrual concept under the modified accrual basis, those revenues susceptible to accrual are property taxes, investment income, and charges for services. All other revenues are not susceptible to accrual because generally they are not measurable until received in cash.

All proprietary funds utilize the accrual basis of accounting. Under the accrual basis of accounting, revenues are recognized when earned and expenses are recorded when the liability is incurred or economic asset used.

Proprietary funds distinguish operating revenues and expenses from nonoperating items. Operating revenues and expenses generally result from providing services and producing and delivering goods in connection with a proprietary fund’s principal ongoing operations. The principal operating revenues of the District’s enterprise funds are charges to customers for sales and services. The District also recognizes as operating revenue the portion of tap fees intended to recover the cost of connecting new customers to the system. Operating expenses for enterprise funds include the cost of sales and services, administrative expenses, and depreciation/amortization on capital assets. All revenues and expenses not meeting this definition are reported as nonoperating revenues and expenses.

ASSETS/DEFERRED OUTFLOWS, LIABILITIES/DEFERRED INFLOWS, AND FUND BALANCE/ NET POSITION

Cash and Investments

For the purpose of the Statement of Net Position, cash and cash equivalents are considered to be cash on hand, demand deposits, and cash with fiscal agent. For the purpose of the proprietary funds “Statement of Cash Flows,” cash and cash equivalents are considered to be cash on hand, demand deposits, cash with fiscal agent, and all highly liquid investments with an original maturity of three months or less.

Investments are generally reported at fair value. Short-term investments are reported at cost, which approximates fair value. For investments, the District categorizes its fair value measurements within the fair value hierarchy established by generally accepted accounting principles. The hierarchy is based on the valuation inputs used to measure the fair value of the asset. Level 1 inputs are quoted prices in active markets for identical assets; Level 2 inputs are significant other observable inputs; Level 3 inputs are significant unobservable inputs.

CHAMPAIGN COUNTY FOREST PRESERVE DISTRICT, ILLINOIS

Notes to the Financial Statements

December 31, 2025

NOTE 1 - SUMMARY OF SIGNIFICANT ACCOUNTING POLICIES - Continued

ASSETS/DEFERRED OUTFLOWS, LIABILITIES/DEFERRED INFLOWS, AND FUND BALANCE/ NET POSITION - Continued

Interfund Receivables, Payables and Activity

Interfund activity is reported as loans, services provided, reimbursements or transfers. Loans are reported as interfund receivables and payables as appropriate and are subject to elimination upon consolidation. Services provided, deemed to be at market or near market rates, are treated as revenues and expenditures/expenses. Internal service fund services provided and used are not eliminated in the process of consolidation. Reimbursements are when one fund incurs a cost, charges the appropriate benefiting fund and reduces its related cost as a reimbursement. All other interfund transactions are treated as transfers. Transfers between governmental or proprietary funds are netted as part of the reconciliation to the government-wide financial statements.

Receivables

In the government-wide financial statements, receivables consist of all revenues earned at year-end and not yet received. Allowances for uncollectible accounts receivable are based upon historical trends and the periodic aging of accounts receivable. Major receivables balances for governmental activities include property taxes. Business-type activities report accounts as their major receivables.

Prepays/Inventories

Certain payments to vendors reflect costs applicable to future accounting periods and are recorded as prepaids in both the government-wide and fund financial statements. Prepays/inventories are valued at cost, which approximates market, using the first-in/first-out (FIFO) method. The costs of governmental fund-type prepaids/inventories are recorded as expenditures when consumed rather than when purchased.

Deferred Outflows/Inflows of Resources

Deferred outflow/inflow of resources represents a consumption/acquisition of net assets that applies to a future period and therefore will not be recognized as an outflow of resources (expense)/inflow of resources (revenue) until that future time.

Capital Assets

Capital assets purchased or acquired with an original cost of \$5,000, depending on asset class, or more are reported at historical cost or estimated historical cost. Contributed assets are reported at acquisition value as of the date received. Additions, improvements and other capital outlays that significantly extend the useful life of an asset are capitalized. Other costs incurred for repairs and maintenance are expensed as incurred.

The accounting and financial reporting treatment applied to a fund is determined by its measurement focus. General capital assets are long-lived assets of the District as a whole. When purchased, such assets are recorded as expenditures in the governmental funds and capitalized. Infrastructure such as streets, traffic signals and signs are capitalized. The valuation basis for general capital assets are historical cost, or where historical cost is not available, estimated historical cost based on replacement costs.

CHAMPAIGN COUNTY FOREST PRESERVE DISTRICT, ILLINOIS

Notes to the Financial Statements

December 31, 2025

NOTE 1 - SUMMARY OF SIGNIFICANT ACCOUNTING POLICIES - Continued

**ASSETS/DEFERRED OUTFLOWS, LIABILITIES/DEFERRED INFLOWS, AND FUND BALANCE/
NET POSITION - Continued**

Capital Assets - Continued

Capital assets in the proprietary funds are capitalized in the fund in which they are utilized. The valuation basis for proprietary fund capital assets are the same as those used for the general capital assets.

Depreciation/amortization on all assets is computed and recorded using the straight-line method of depreciation/amortization over the following estimated useful lives:

Land Improvements	10 - 40 Years
Buildings and Improvements	20 - 40 Years
Equipment and Vehicles	5 - 20 Years
Infrastructure	30 - 50 Years
Lease Assets - Equipment	10 Years

Long-Term Obligations

In the government-wide financial statements, and proprietary fund types in the fund financial statements, long-term debt and other long-term obligations are reported as liabilities in the applicable governmental activities, business-type activities, or proprietary fund type Statement of Net Position. Bond premiums and discounts, are deferred and amortized over the life of the bonds using the effective interest method. Bonds payable are reported net of the applicable bond premium or discount. Bond issuance costs are reported as expenses at the time of issuance.

In the fund financial statements, governmental fund types recognize bond premiums and discounts, as well as bond issuance costs, during the current period. The face amount of debt issued is reported as other financing sources. Premiums received on debt issuances are reported as other financing sources while discounts on debt issuances are reported as other financing uses. Issuance costs, whether or not withheld from the actual debt proceeds received, are reported as debt service expenditures.

Compensated Absences

The liability for compensated absences reported in the government-wide and proprietary fund statements consists of leave that has not been used that is attributable to services already rendered, accumulates and is more likely than not to be used for time off or otherwise paid in cash or settled through noncash means. The liability also includes amounts for leave that has been used for time off but has not yet been paid in cash or settled through noncash means and certain other types of leave. The amounts attributable to proprietary funds are charged to expense and a corresponding liability in the applicable fund.

CHAMPAIGN COUNTY FOREST PRESERVE DISTRICT, ILLINOIS

Notes to the Financial Statements

December 31, 2025

NOTE 1 - SUMMARY OF SIGNIFICANT ACCOUNTING POLICIES - Continued

ASSETS/DEFERRED OUTFLOWS, LIABILITIES/DEFERRED INFLOWS, AND FUND BALANCE/ NET POSITION - Continued

Net Position

In the government-wide financial statements, equity is classified as net position and displayed in three components:

Net Investment in Capital Assets - Consists of capital assets including restricted capital assets, net of accumulated depreciation/amortization and reduced by the outstanding balances of any bonds, mortgages, notes or other borrowings that are attributable to the acquisition, construction, or improvement of those assets.

Restricted - Consists of net position with constraints placed on the use either by (1) external groups such as creditors, grantors, contributors, or laws or regulations of other governments; or (2) law through constitutional provisions or enabling legislations.

Unrestricted - All other net position balances that do not meet the definition of "restricted" or "net investment in capital assets."

Use of Estimates

The preparation of financial statements in conformity with GAAP requires management to make estimates and assumption that affect the reported amounts of assets and liabilities and disclosure of contingent assets and liabilities at the date of the financial statements and the reported amounts of revenues and expenditures/expenses during the reporting period. Actual results could differ from those estimates.

NOTE 2 - DETAIL NOTES ON ALL FUNDS

DEPOSITS AND INVESTMENTS

The District maintains a cash and investment pool that is available for use by all funds. Each fund type's portion of this pool is displayed on the financial statements as "cash and investments." In addition, investments are separately held by several of the District's funds.

Permitted Deposits and Investments - Statutes authorize the District to make deposits/invest in commercial banks, savings and loan institutions, obligations of the U.S. Treasury and U.S. Agencies, obligations of States and their political subdivisions, credit union shares, repurchase agreements, commercial paper rated within the three highest classifications by at least two standard rating services.

Deposits. At year-end, the carrying amount of the District's deposits for governmental and business-type activities totaled \$190,215 and the bank balances totaled \$345,830.

CHAMPAIGN COUNTY FOREST PRESERVE DISTRICT, ILLINOIS

Notes to the Financial Statements

December 31, 2025

NOTE 2 - DETAIL NOTES ON ALL FUNDS - Continued

DEPOSITS AND INVESTMENTS - Continued

Investments. The District has the following investment fair values and maturities at year-end:

Investment Type	Fair Value/ Amortized Cost	Investment Maturities (in Years)			
		Less Than 1	1-5	6-10	More Than 10
U.S. Treasury Securities	\$ 653,708	653,708	—	—	—
Municipal Bonds	278,601	278,601	—	—	—
Illinois Funds	5,806,031	5,806,031	—	—	—
Totals	6,738,340	6,738,340	—	—	—

The District has the following recurring fair value measurements as of December 31, 2025:

- U.S. Treasury Securities of \$653,708 are valued using quoted market prices (Level 1 inputs)
- Municipal Bonds of \$278,601 are valued using a matrix pricing model (Level 2 inputs)
- Illinois Funds of \$5,806,031 are measured at the net asset value (NAV) as determined by the pool

Debt Securities classified in Level 2 of the fair value hierarchy are valued using a matrix pricing technique. Matrix pricing is used to value securities based on the securities’ relationship to benchmark quoted prices.

Interest Rate Risk. Interest rate risk is the risk that changes in interest rates will adversely affect the fair value of an investment. The District's investment policy does not specifically address interest rate risk, however, the District limits exposure to interest rate risk by investing primarily in instruments that ensure sufficient cash available for all operating purposes.

Credit Risk. Credit risk is the risk that an issuer or other counterparty to an investment will not fulfill its obligations. The District’s investment policy limits investments to those approved for governmental units as set forth in the most current issue of the Illinois Compiled Statutes including SEC registered and Standard & Poor’s rated AA- or higher (Moody’s rating Aa3 or higher) money market mutual funds consisting of U.S. Government Treasuries. The District's investments are rated AAA by S&P.

Custodial Credit Risk - Deposits. In the case of deposits, this is the risk that in the event of a bank failure, the District’s deposits may not be returned to it. The District’s investment policy states it is the discretion of the District’s Financial Administrator to determine whether or not collateral will be required of financial institutions receiving funds. The District’s Financial Administrator will require that deposits in excess of 10% of the capital and surplus of a financial institution will be collateralized. When collateral is required, 105% of the deposit will be required from the following: U.S. Government direct securities, Obligations of Federal Agencies, Obligations of Federal Instrumentalities, or Obligations of the state of Illinois. At year-end, the entire amount of the bank balance of deposits was covered by collateral, federal depository or equivalent insurance.

CHAMPAIGN COUNTY FOREST PRESERVE DISTRICT, ILLINOIS

Notes to the Financial Statements

December 31, 2025

NOTE 2 - DETAIL NOTES ON ALL FUNDS - Continued

DEPOSITS AND INVESTMENTS - Continued

Custodial Credit Risk - Investments. For an investment, this is the risk that in the event of the failure of the counterparty, the District will not be able to recover the value of its investments or collateral securities that are in the possession of an outside party. The District's investment policy does not specifically address custodial credit risk for investments. At year-end, the District's investments in U.S. Government Agencies are all insured or registered with the District or its agent in the District's name and the District's investment in the Illinois Fund is subject to custodial credit risk.

Concentration Risk. This is the risk of loss attributed to the magnitude of the District's investment in a single issuer. The District's investment policy indicates that no more than 45% of District funds shall be invested in any one investment. At year-end, the District does not have any investments over 5 percent of the total cash and investment portfolio (other than investments issued or explicitly guaranteed by the U.S. government and investments in mutual funds, external investment pools, and other pooled investments).

INTERFUND TRANSFERS

Interfund transfers for the fiscal year ending December 31, 2025 consisted of the following:

Transfer In	Transfer Out	Amount
Capital Projects	General	\$ 82,314 (2)
Capital Projects	Improvements and Development	105,998 (1)
Capital Projects	Nonmajor Governmental	35,300 (1)
Nonmajor Governmental	General	<u>5,000 (2)</u>
		<u>228,612</u>

Transfers are used to (1) move revenues from the fund that statute or budget requires to collect them to the fund that statute or budget requires to expend them and (2) use unrestricted revenues collected in the General Fund to finance various programs accounted for in other funds in accordance with budgetary authorizations.

PROPERTY TAXES

Property taxes for 2024 attach as an enforceable lien on January 1, on property values assessed as of the same date. Taxes are levied by December of the subsequent fiscal year (by passage of a Tax Levy Ordinance). Tax bills are prepared by the County and are payable in two installments, on or about June 1 and September 1. The County collects such taxes and remits them periodically.

CHAMPAIGN COUNTY FOREST PRESERVE DISTRICT, ILLINOIS

Notes to the Financial Statements

December 31, 2025

NOTE 2 - DETAIL NOTES ON ALL FUNDS - Continued

CAPITAL ASSETS

Governmental Activities

Governmental capital asset activity for the fiscal year was as follows:

	Beginning Balances	Increases	Decreases	Ending Balances
Nondepreciable Capital Assets				
Land	\$ 9,908,797	10,363	—	9,919,160
Art	14,000	—	—	14,000
Construction in Progress	441,700	2,080,889	494,631	2,027,958
	<u>10,364,497</u>	<u>2,091,252</u>	<u>494,631</u>	<u>11,961,118</u>
Depreciable Capital Assets				
Buildings and Improvements	6,608,038	220,237	93,220	6,735,055
Land Improvements	9,374,504	142,488	52,516	9,464,476
Equipment and Vehicles	2,862,528	173,543	361,182	2,674,889
Infrastructure	3,504,128	198,994	—	3,703,122
	<u>22,349,198</u>	<u>735,262</u>	<u>506,918</u>	<u>22,577,542</u>
Less Accumulated Depreciation				
Buildings and Improvements	3,244,504	174,409	42,485	3,376,428
Land Improvements	2,008,745	334,121	52,516	2,290,350
Equipment and Vehicles	2,039,054	115,276	342,590	1,811,740
Infrastructure	2,013,284	75,974	—	2,089,258
	<u>9,305,587</u>	<u>699,780</u>	<u>437,591</u>	<u>9,567,776</u>
Total Net Depreciable Capital Assets	<u>13,043,611</u>	<u>35,482</u>	<u>69,327</u>	<u>13,009,766</u>
Total Net Capital Assets	<u>23,408,108</u>	<u>2,126,734</u>	<u>563,958</u>	<u>24,970,884</u>

Depreciation expense was charged to governmental activities as follows:

General Government	\$ 35,906
Conservation and Recreation	647,636
Public Works	9,911
Public Safety	<u>6,327</u>
	<u>699,780</u>

CHAMPAIGN COUNTY FOREST PRESERVE DISTRICT, ILLINOIS

Notes to the Financial Statements

December 31, 2025

NOTE 2 - DETAIL NOTES ON ALL FUNDS - Continued

CAPITAL ASSETS - Continued

Business-Type Activities

Business-type capital asset activity for the fiscal year was as follows:

	Beginning Balances	Increases	Decreases	Ending Balances
Nondepreciable Capital Assets				
Land	\$ 17,000	—	—	17,000
Depreciable/Amortizable Capital Assets				
Buildings and Improvements	998,532	20,900	8,953	1,010,479
Land Improvements	2,155,017	25,665	—	2,180,682
Equipment and Vehicles	1,362,298	76,648	392,704	1,046,242
Lease Assets - Equipment	138,719	—	—	138,719
	<u>4,654,566</u>	<u>123,213</u>	<u>401,657</u>	<u>4,376,122</u>
Less Accumulated Depreciation/Amortization				
Buildings and Improvements	815,666	18,540	8,953	825,253
Land Improvements	1,206,717	64,795	—	1,271,512
Equipment and Vehicles	1,115,838	36,998	388,424	764,412
Lease Assets - Equipment	85,593	35,417	—	121,010
	<u>3,223,814</u>	<u>155,750</u>	<u>397,377</u>	<u>2,982,187</u>
Total Net Depreciable/Amortizable Capital Assets	<u>1,430,752</u>	<u>(32,537)</u>	<u>4,280</u>	<u>1,393,935</u>
Total Net Capital Assets	<u>1,447,752</u>	<u>(32,537)</u>	<u>4,280</u>	<u>1,410,935</u>

Depreciation/amortization expense was charged to business-type activities as follows:

Golf Course	<u>\$ 155,750</u>
-------------	-------------------

CHAMPAIGN COUNTY FOREST PRESERVE DISTRICT, ILLINOIS

**Notes to the Financial Statements
December 31, 2025**

NOTE 2 - DETAIL NOTES ON ALL FUNDS - Continued

LONG-TERM OBLIGATIONS

General Obligation Bonds

The District issues general obligation bonds to provide funds for the purchase of land for their fire department. General obligation bonds have been issued for governmental activities. General obligation bonds are direct obligations and pledge the full faith and credit of the District. General obligation bonds currently outstanding are as follows:

Issue	Beginning Balance	Issuances	Retirement	Ending Balance
\$542,986 General Obligation Limited Tax Bonds (Alternate Revenue Source), Series 2025 due in an annual installment of \$278,601, plus interest at 4.00% through December 15, 2026.	\$ —	542,986	264,385	278,601

Leases Payable

The District has the following leases payable at year-end:

Lease	Start Date	End Date	Payments	Interest Rate
Golf Fund Lease	July 1, 2022	June 30, 2027	\$30,164 annually	4.59%

The future principal and interest lease payments as of the year-end were as follows:

Fiscal Year	Business-Type Activities	
	Principal	Interest
2026	\$ 29,592	571

Legal Debt Margin

Chapter 70, Section 805/13 of the Illinois Compiled Statutes provides, "...a district with a population of less than 3,000,000 may not become indebted in any manner or for any purpose to an amount including existing indebtedness in the aggregate exceeding 2.30% of the assessed value of the taxable property therein, as ascertained by the last equalized assessment for State and county purposes."

CHAMPAIGN COUNTY FOREST PRESERVE DISTRICT, ILLINOIS

Notes to the Financial Statements

December 31, 2025

NOTE 2 - DETAIL NOTES ON ALL FUNDS - Continued

LONG-TERM OBLIGATIONS - Continued

Legal Debt Margin - Continued

Assessed Valuation - 2024	<u>\$ 6,188,689,317</u>
Legal Debt Limit - 2.875% of Equalized Assessed Value	142,339,854
Amount of Debt Applicable to Limit	<u>278,601</u>
Legal Debt Margin	<u>142,618,455</u>

Long-Term Liabilities Activity

Changes in long-term liabilities during the fiscal year were as follows:

Type of Liability	Beginning Balances	Additions	Deductions	Ending Balances	Amounts Due Within One Year
Governmental Activities					
Compensated Absences	\$ 339,423	—	106,656	232,767	116,384
Net Pension Liability - IMRF	784,579	47,533	—	832,112	—
Total OPEB Liability - RBP	287,308	—	64,531	222,777	21,572
General Obligation Bonds Payable	—	542,986	264,385	278,601	278,601
	<u>1,411,310</u>	<u>590,519</u>	<u>435,572</u>	<u>1,566,257</u>	<u>416,557</u>
Business-Type Activities					
Compensated Absences	\$ 54,371	—	13,149	41,222	20,611
Net Pension Liability - IMRF	90,862	18,460	—	109,322	—
Total OPEB Liability - RBP	49,158	—	1,049	48,109	4,659
Leases Payable	57,859	—	28,267	29,592	29,592
	<u>252,250</u>	<u>18,460</u>	<u>42,465</u>	<u>228,245</u>	<u>54,862</u>

Compensated absences are reported as the net change amount for the fiscal year.

For the governmental activities the net pension liability and the total OPEB liability are being liquidated by the General Fund.

Additionally, for business-type activities, the net pension liability, the total OPEB liability, and the leases payable are being liquidated by the Golf Course Fund.

CHAMPAIGN COUNTY FOREST PRESERVE DISTRICT, ILLINOIS

Notes to the Financial Statements

December 31, 2025

NOTE 2 - DETAIL NOTES ON ALL FUNDS - Continued

FUND BALANCE CLASSIFICATIONS

In the governmental fund financial statements, the District considers restricted amounts to have been spent when an expenditure is incurred for purposes for which both restricted and unrestricted fund balance is available. The District first utilizes committed, then assigned and then unassigned fund balance when an expenditure is incurred for purposes for which all three unrestricted fund balances are available.

The following is a schedule of fund balance classifications for the governmental funds as of the date of this report:

	General	Special Revenue Improvements and Development	Capital Projects Capital Projects	Nonmajor	Totals
Fund Balances					
Nonspendable					
Prepays	\$ 11,285	212	—	—	11,497
Restricted					
Improvements and Developments	—	1,061,598	—	—	1,061,598
Audit Purposes	—	—	—	21,334	21,334
Retirement	—	—	—	236,724	236,724
Insurance	—	—	—	514,216	514,216
Debt Service	—	—	—	18,907	18,907
	—	1,061,598	—	791,181	1,852,779
Assigned					
Capital Projects	—	—	465,411	436,919	902,330
Unassigned	3,227,295	—	—	—	3,227,295
Total Fund Balances	3,238,580	1,061,810	465,411	1,228,100	5,993,901

Nonspendable Fund Balance. Consists of resources that cannot be spent because they are either: a) not in a spendable form; or b) legally or contractually required to be maintained intact.

Restricted Fund Balance. Consists of resources that are restricted to specific purposes, that is, when constraints placed on the use of resources are either: a) externally imposed by creditors (such as through debt covenants), grantors, contributors, or laws or regulations of other governments; or b) imposed by law through constitutional provisions or enabling legislation.

CHAMPAIGN COUNTY FOREST PRESERVE DISTRICT, ILLINOIS

Notes to the Financial Statements

December 31, 2025

NOTE 2 - DETAIL NOTES ON ALL FUNDS - Continued

FUND BALANCE CLASSIFICATIONS - Continued

Committed Fund Balance. Consists of resources constrained (issuance of an ordinance) to specific purposes by the government itself, using its highest level of decision-making authority, the Board of Commissioners; to be reported as committed, amounts cannot be used for any other purpose unless the government takes the same highest-level action to remove or change the constraint.

Assigned Fund Balance. Consists of amounts that are constrained by the Board of Commissioners' intent to be used for specific purposes but are neither restricted nor committed. Intent is expressed by a) the Board of Commissioners itself or b) a body or official to which the Board of Commissioners has delegated the authority to assign amounts to be used for specific purposes. The District's highest level of decision-making authority is the Board of Commissioners, who is authorized to assign amounts to a specific purpose.

Unassigned Fund Balance. Consists of residual net resources of a fund that has not been restricted, committed, or assigned within the General Fund and deficit fund balances of other governmental funds.

Minimum Fund Balance Policy. The District's policy manual states that governmental funds should maintain a minimum fund balance equal to 25% of actual operating expenditures and business-type funds should maintain a minimum fund balance equal to 50% of actual operating expenditures.

NET POSITION CLASSIFICATIONS

Net investment in capital assets was comprised of the following as of December 31, 2025:

Governmental Activities	
Capital Assets - Net of Accumulated Depreciation	\$ 24,970,884
Less Capital Related Debt:	
Capital Related Accounts Payable	(330,459)
Capital Related Retainage Payable	(78,423)
General Obligation Bonds	<u>(278,601)</u>
Net Investment in Capital Assets	<u>24,283,401</u>
Business-Type Activities	
Capital Assets - Net of Accumulated Depreciation/Amortization	\$ 1,410,935
Less Capital Related Debt:	
Leases Payable	<u>(29,592)</u>
Net Investment in Capital Assets	<u>1,381,343</u>

CHAMPAIGN COUNTY FOREST PRESERVE DISTRICT, ILLINOIS

Notes to the Financial Statements

December 31, 2025

NOTE 2 - DETAIL NOTES ON ALL FUNDS - Continued

REPORTING UNITS AFFECTED BY RESTATEMENT OF BEGINNING BALANCES

Error Correction. During the year, the District identified errors affecting grant activity amounts reported in the prior year financial statements which caused revenues to be understated. Beginning net position for governmental activities and beginning fund balances for the Capital Projects Fund and nonmajor governmental funds were restated to correct these errors. The following is a summary of the net position of originally reported and as restated:

	Primary Governmental		
	Governmental Activities	Capital Projects	Nonmajor
Beginning Net Position/Fund Balance as Previously Reported	\$ 28,316,070	2,077,934	2,077,934
Error Correction Grants	910,618	630,930	279,688
Beginning Net Position/Fund Balance as Restated	29,226,688	2,708,864	2,357,622

NOTE 3 - OTHER INFORMATION

RISK MANAGEMENT

Park District Risk Management Agency (PDRMA)

The District is exposed to various risks related to torts; theft of, damage to and destruction of assets; errors and omissions; injuries to employees; and net income losses. Since 1993, the District has been a member of the Park District Risk Management Agency (PDRMA) Property/Casualty Program, a joint risk management pool of park and forest preserve districts, and special recreation associations through which property, general liability, automobile liability, crime, boiler and machinery, public officials', employment practices liability and workers compensation coverage is provided in excess of specified limits for the members, acting as a single insurable unit.

Losses exceeding the per occurrence self-insured and reinsurance limit would be the responsibility of the District.

As a member of PDRMA's Property/Casualty Program, the District is represented on the Property/Casualty Program Council and the Membership Assembly and is entitled to one vote on each. The relationship between the District and PDRMA is governed by a contract and by-laws that have been adopted by resolution of the District's governing body.

CHAMPAIGN COUNTY FOREST PRESERVE DISTRICT, ILLINOIS

Notes to the Financial Statements

December 31, 2025

NOTE 3 - OTHER INFORMATION - Continued

RISK MANAGEMENT - Continued

Park District Risk Management Agency (PDRMA) - Continued

The District is contractually obligated to make all annual and supplementary contributions to PDRMA, to report claims on a timely basis, cooperate with PDRMA, its claims administrator and attorneys in claims investigations and settlement, and to follow risk management procedures as outlined by PDRMA. Members have a contractual obligation to fund any deficit of PDRMA attributable to a membership year during which they were a member.

PDRMA is responsible for administering the self-insurance program and purchasing excess insurance according to the direction of the Program Council. PDRMA also provides its members with risk management services, including the defense of and settlement of claims, and establishes reasonable and necessary loss reduction and prevention procedures to be followed by the members.

The following represents a summary of PDRMA’s Property/Casualty Program balance sheet at December 31, 2024 and the statement of revenues and expenses for the period ending December 31, 2024. The District’s portion of the overall equity of the pool is 0.37% or \$150,674.

Assets	\$ 57,489,173
Deferred Outflows of Resources - Pension	1,504,673
Liabilities	18,636,379
Deferred Inflows of Resources - Pension	47,361
Total Net Position	40,310,107
Operating Revenues	22,016,322
Nonoperating Revenues	3,089,028
Expenditures	25,474,173

Since 94.31% of PDRMA’s liabilities are reserves for losses and loss adjustment expenses which are based on an actuarial estimate of the ultimate losses incurred, the Member Balances are adjusted annually as more recent loss information becomes available.

CONTINGENT LIABILITIES

Litigation

From time to time, the District is party to various pending claims and legal proceedings with respect to employment, civil rights, property taxes and other matters. Although the outcome of such matters cannot be forecasted with certainty, it is the opinion of management and the District attorney that the likelihood is remote that any such claims or proceedings will have a material adverse effect on the District's financial position or results of operations.

Grants

Amounts received or receivable from grantor agencies are subject to audit and adjustment by grantor agencies, principally the federal government. Any disallowed claims, including amounts already collected, may constitute a liability of the applicable funds. The amount, if any, of expenditures which may be disallowed by the grantor cannot be determined at this time although the District expects such amounts, if any, to be immaterial.

CHAMPAIGN COUNTY FOREST PRESERVE DISTRICT, ILLINOIS

Notes to the Financial Statements

December 31, 2025

NOTE 3 - OTHER INFORMATION - Continued

EMPLOYEE RETIREMENT SYSTEM - DEFINED BENEFIT PENSION PLAN

The District contributes to the Illinois Municipal Retirement Fund (IMRF), a defined benefit agent multiple-employer public employee retirement system that acts as a common investment and administrative agent for local governments and school districts in Illinois. IMRF issues a publicly available financial report that includes financial statements and required supplementary information for the plan as a whole, but not by individual employer. That report may be obtained online at www.imrf.org. The benefits, benefit levels, employee contributions, and employer contributions are governed by Illinois Compiled Statutes (ILCS) and can only be amended by the Illinois General Assembly.

Illinois Municipal Retirement Fund (IMRF)

Plan Descriptions

Plan Administration. All employees (other than those covered by the Police and Firefighters' Pension Plan) hired in positions that meet or exceed the prescribed annual hourly standard must be enrolled in IMRF as participating members. The plan is accounted for on the economic resources' measurement focus and the accrual basis of accounting. Employer and employee contributions are recognized when earned in the year that the contributions are required, benefits and refunds are recognized as an expense and liability when due and payable.

Benefits Provided. IMRF has three benefit plans. The vast majority of IMRF members participate in the Regular Plan (RP). The Sheriff's Law Enforcement Personnel (SLEP) plan is for sheriffs, deputy sheriffs, and selected police chiefs. Counties could adopt the Elected County Official (ECO) plan for officials elected prior to August 8, 2011 (the ECO plan was closed to new participants after that date.). The District only participates in the Regular Plan.

IMRF provides two tiers of pension benefits. Employees hired *before* January 1, 2011, are eligible for Tier 1 benefits. Tier 1 employees are vested for pension benefits when they have at least eight years of qualifying service credit. Tier 1 employees who retire at age 55 (at reduced benefits) or after age 60 (at full benefits) with eight years of service are entitled to an annual retirement benefit, payable monthly for life, in an amount equal to 1-2/3% of the final rate of earnings for the first 15 years of service credit, plus 2% for each year of service credit after 15 years to a maximum of 75% of their final rate of earnings. Final rate of earnings is the highest total earnings during any consecutive 48 months within the last 10 years of service, divided by 48. Under Tier 1, the pension is increased by 3% of the original amount on January 1 every year after retirement.

Employees hired *on or after* January 1, 2011, are eligible for Tier 2 benefits. For Tier 2 employees, pension benefits vest after ten years of service. Participating employees who retire at age 62 (at reduced benefits) or after age 67 (at full benefits) with ten years of service are entitled to an annual retirement benefit, payable monthly for life, in an amount equal to 1-2/3% of the final rate of earnings for the first 15 years of service credit, plus 2% for each year of service credit after 15 years to a maximum of 75% of their final rate of earnings. Final rate of earnings is the highest total earnings during any 96 consecutive months within the last 10 years of service, divided by 96. Under Tier 2, the pension is increased on January 1 every year after retirement, upon reaching age 67, by the *lesser* of:

- 3% of the original pension amount, or
- 1/2 of the increase in the Consumer Price Index of the original pension amount.

CHAMPAIGN COUNTY FOREST PRESERVE DISTRICT, ILLINOIS

Notes to the Financial Statements

December 31, 2025

NOTE 3 - OTHER INFORMATION - Continued

EMPLOYEE RETIREMENT SYSTEM - DEFINED BENEFIT PENSION PLAN - Continued

Illinois Municipal Retirement Fund (IMRF) - Continued

Plan Descriptions - Continued

Plan Membership. As of December 31, 2024, the measurement date, the following employees were covered by the benefit terms:

Inactive Plan Members Currently Receiving Benefits	63
Inactive Plan Members Entitled to but not yet Receiving Benefits	51
Active Plan Members	<u>58</u>
 Total	 <u><u>172</u></u>

Contributions. As set by statute, the District’s Regular Plan Members are required to contribute 4.50% of their annual covered salary. The statute requires employers to contribute the amount necessary, in addition to member contributions, to finance the retirement coverage of its own employees. For the fiscal year-ended December 31, 2025, the District’s contribution was 6.99% of covered payroll.

Net Pension Liability. The District’s net pension liability was measured as of December 31, 2024. The total pension liability used to calculate the net pension liability was determined by an actuarial valuation as of that date.

Actuarial Assumptions. The total pension liabilities were determined by an actuarial valuation performed, as of December 31, 2024, using the following actuarial methods and assumptions:

Actuarial Cost Method	Entry Age Normal
Asset Valuation Method	Fair Value
Actuarial Assumptions	
Interest Rate	7.25%
Salary Increases	2.85% to 13.75%
Cost of Living Adjustments	2.75%
Inflation	2.25%

CHAMPAIGN COUNTY FOREST PRESERVE DISTRICT, ILLINOIS

Notes to the Financial Statements

December 31, 2025

NOTE 3 - OTHER INFORMATION - Continued

EMPLOYEE RETIREMENT SYSTEM - DEFINED BENEFIT PENSION PLAN - Continued

Illinois Municipal Retirement Fund (IMRF) - Continued

Plan Descriptions - Continued

Actuarial Assumptions - Continued. For non-disabled retirees, the Pub-2010, Amount-Weighted, below-median income, General, Retiree, Male (adjusted 108.0%) and Female (adjusted 106.4%) tables, and future mortality improvements projected using scale MP-2021. For disabled retirees, the Pub-2010, Amount-Weighted, below-median income, General, Disabled Retiree, Male and Female (both unadjusted) tables, and future mortality improvements projected using scale MP-2021. For active members, the Pub-2010, Amount-Weighted, below-median income, General, Employee, Male and Female (both unadjusted) tables, and future mortality improvements projected using scale MP-2021.

The long-term expected rate of return on pension plan investments was determined using a building-block method in which best-estimate ranges of expected future real rates of return (expected returns, net of pension plan investment expense, and inflation) are developed for each major asset class. These ranges are combined to produce the long-term expected rate of return by weighting the expected future real rates of return to the target asset allocation percentage and adding expected inflation. The target allocation and best estimates of geometric real rates of return for each major asset class are summarized in the following table:

Asset Class	Target	Long-Term Expected Real Rate of Return
Fixed Income	24.50%	5.20%
Domestic Equities	33.50%	4.35%
International Equities	18.00%	5.40%
Real Estate	10.50%	6.40%
Blended	12.50%	4.85% - 6.25%
Cash and Cash Equivalents	1.00%	3.60%

Discount Rate

The discount rate used to measure the total pension liability was 7.25%, the same as the prior valuation. The projection of cash flows used to determine the discount rate assumed that member contributions will be made at the current contribution rate and that District contributions will be made at rates equal to the difference between the actuarially determined contribution rates and the member rate. Based on those assumptions, the Fund's fiduciary net position was projected to be available to make all project future benefit payments of current plan members. Therefore, the long-term expected rate of return on pension plan investments was applied to all period of projected benefit payments to determine the total pension liability.

CHAMPAIGN COUNTY FOREST PRESERVE DISTRICT, ILLINOIS

Notes to the Financial Statements

December 31, 2025

NOTE 3 - OTHER INFORMATION - Continued

EMPLOYEE RETIREMENT SYSTEM - DEFINED BENEFIT PENSION PLAN - Continued

Illinois Municipal Retirement Fund (IMRF) - Continued

Discount Rate Sensitivity

The following is a sensitivity analysis of the net pension liability to changes in the discount rate. The table below presents the net pension liability of the District calculated using the discount rate as well as what the District's net pension liability/(asset) would be if it were calculated using a discount rate that is one percentage point lower or one percentage point higher than the current rate:

	1% Decrease (6.25%)	Current Rate (7.25%)	1% Increase (8.25%)
Net Pension Liability/(Asset)	\$ 2,688,376	941,434	(476,840)

Changes in the Net Pension Liability

	Total Pension Liability (A)	Plan Fiduciary Net Position (B)	Net Pension Liability (A) - (B)
Balances at December 31, 2023	\$ 14,466,523	13,591,082	875,441
Changes for the Year:			
Service Cost	232,455	—	232,455
Interest on the Total Pension Liability	1,025,362	—	1,025,362
Changes of Benefit Terms	—	—	—
Difference Between Expected and Actual Experience of the Total Pension Liability	219,026	—	219,026
Changes of Assumptions	—	—	—
Contributions - Employer	—	209,724	(209,724)
Contributions - Employees	—	147,233	(147,233)
Net Investment Income	—	1,366,893	(1,366,893)
Benefit Payments, Including Refunds of Employee Contributions	(879,649)	(879,649)	—
Other (Net Transfer)	—	(313,000)	313,000
Net Changes	597,194	531,201	65,993
Balances at December 31, 2024	15,063,717	14,122,283	941,434

CHAMPAIGN COUNTY FOREST PRESERVE DISTRICT, ILLINOIS

Notes to the Financial Statements

December 31, 2025

NOTE 3 - OTHER INFORMATION - Continued

EMPLOYEE RETIREMENT SYSTEM - DEFINED BENEFIT PENSION PLAN - Continued

Illinois Municipal Retirement Fund (IMRF) - Continued

Pension Expense, Deferred Outflows of Resources, and Deferred Inflows of Resources Related to Pensions

For the fiscal year ended December 31, 2025, the District recognized pension expense of \$685,978. At December 31, 2025, the District reported deferred outflows or resources and deferred inflows of resources related to pensions from the following sources:

	Deferred Outflows of Resources	Deferred Inflows of Resources	Totals
Difference Between Expected and Actual Experience	\$ 297,610	—	297,610
Change in Assumptions	—	(13,964)	(13,964)
Net Difference Between Projected and Actual Earnings on Pension Plan Investments	322,726	—	322,726
Total Pension Expense to be Recognized in Future Periods	620,336	(13,964)	606,372
Pension Contributions Made Subsequent to the Measurement Date	241,476	—	241,476
 Total Deferred Amounts Related to IMRF	 861,812	 (13,964)	 847,848

\$241,476 reported as deferred outflows of resources related to pensions resulting from employer contributions subsequent to the measurement date and will be recognized as a reduction of the net pension liability in the reporting year ended December 31, 2026. Amounts reported as deferred outflows of resources and deferred inflows of resources related to pensions will be recognized in pension expense in future periods as follows:

Fiscal Year	Net Deferred Outflows/ (Inflows) of Resources
2026	\$ 312,772
2027	527,637
2028	(151,672)
2029	(82,365)
2030	—
Thereafter	—
Totals	<u>606,372</u>

CHAMPAIGN COUNTY FOREST PRESERVE DISTRICT, ILLINOIS

Notes to the Financial Statements

December 31, 2025

NOTE 3 - OTHER INFORMATION - Continued

OTHER POST-EMPLOYMENT BENEFITS

General Information about the OPEB Plan

Plan Description. The District’s defined benefit OPEB plan, Retiree Benefits Plan (RBP), provides OPEB for eligible retired employees of the District. RBP is a single-employer defined benefit OPEB plan administered by the District. Article 11 of the State Compiled Statutes grants the authority to establish and amend the benefit terms and financing requirements to the District Board. No assets are accumulated in a trust that meets the criteria in paragraph 4 of GASB Statement 75.

Benefits Provided. RBP provides medical coverage to retirees and their eligible dependents. Retirees are responsible for the entire cost of the premium. Coverage may continue as long as payments are made.

Plan Membership. As of December 31, 2025, the measurement date, the following employees were covered by the benefit terms:

Inactive Plan Members Currently Receiving Benefits	—
Inactive Plan Members Entitled to but not yet Receiving Benefits	—
Active Plan Members	<u>55</u>
Total	<u><u>55</u></u>

Total OPEB Liability

The District’s total OPEB liability was measured as of December 31, 2025, and was determined by an actuarial valuation as of that date.

Actuarial Assumptions and Other Inputs. The total OPEB liability in the December 31, 2025 actuarial valuation was determined using the following actuarial assumptions and other inputs, applied to all periods included in the measurement, unless otherwise specified:

Inflation	3.00%
Salary Increases	4.00%
Discount Rate	4.08%
Healthcare Cost Trend Rates	Initial trend rate of 6.50% for PPO, 5.50% for HMO, and 5.00% for Medicare. Decreasing to an ultimate trend rate of 5.00% for PPO and 4.50% for HMO by 2031.

CHAMPAIGN COUNTY FOREST PRESERVE DISTRICT, ILLINOIS

Notes to the Financial Statements

December 31, 2025

NOTE 3 - OTHER INFORMATION - Continued

OTHER POST-EMPLOYMENT BENEFITS - Continued

Total OPEB Liability - Continued

Actuarial Assumptions and Other Inputs - Continued. The discount rate was based on the municipal bond index rate.

Mortality rates were based on the PubG-2010(B) Improved Generationally using MP-2021 Improvement Rates, weighted per IMRF Experience Study Report dated January 4, 2024.

Changes in the Total OPEB Liability

	Total OPEB Liability
Balance at December 31, 2024	<u>\$ 336,466</u>
Changes for the Year:	
Service Cost	45,305
Interest on the Total OPEB Liability	13,193
Changes of Benefit Terms	—
Difference Between Expected and Actual Experience	(115,462)
Changes of Assumptions or Other Inputs	17,615
Benefit Payments	<u>(26,231)</u>
Net Changes	<u>(65,580)</u>
Balance at December 31, 2025	<u><u>270,886</u></u>

Sensitivity of the Total OPEB Liability to Changes in the Discount Rate

The discount rate used to measure the total pension liability was 4.83%, while the prior valuation used 4.08%. The following presents the total OPEB liability, calculated using the discount rate, as well as what the total OPEB liability would be if it were calculated using a discount rate that is one percentage point lower or one percentage point higher:

	1% Decrease (3.83%)	Current Discount (4.83%)	1% Increase (5.83%)
Total OPEB Liability	\$ 295,437	270,886	248,183

CHAMPAIGN COUNTY FOREST PRESERVE DISTRICT, ILLINOIS

Notes to the Financial Statements

December 31, 2025

NOTE 3 - OTHER INFORMATION - Continued

OTHER POST-EMPLOYMENT BENEFITS - Continued

Sensitivity of the Total OPEB Liability to Changes in the Healthcare Cost Trend Rates

The following presents the total OPEB liability, calculated using a variable Healthcare Trend Rate, as well as what the total OPEB liability would be if it were calculated using a Healthcare Trend Rate that is one percentage point lower or one percentage point higher:

	1% Decrease (Varies)	Healthcare Cost Trend Rates (Varies)	1% Increase (Varies)
Total OPEB Liability	\$ 235,322	270,886	313,431

OPEB Expense and Deferred Outflows of Resources and Deferred Inflows of Resources Related to OPEB

For the year ended December 31, 2025, the District recognized OPEB revenue of \$39,349. Statement No. 75, under the Alternative Measurement Method, changes in Total OPEP Liability are immediately recognized as expense, resulting in no deferred outflows of resources or deferred inflows of resources related to OPEB.

NOTE 4 - DISCRETELY PRESENTED COMPONENT UNIT

NATURE OF ORGANIZATION

The Forest Preserve Friends Foundation (the Foundation) is a not-for-profit organization organized under the laws of the State of Illinois to support conservation, education, and recreation in the District's forest preserves. The Foundation is considered a component unit of the District under the accounting standards followed by the District; however, the Foundation is a separate legal entity.

SUMMARY OF SIGNIFICANT ACCOUNTING POLICIES

Basis of Accounting

The financial statements are prepared using the accrual basis of accounting in which revenue is recognized when earned and expenses are recognized when incurred.

Net Assets

The Foundation's financial statements have been prepared in accordance with accounting principles generally accepted in the United States of America. Net assets of Foundation and changes therein are classified and reported as follows:

Net assets without donor restrictions – Net assets that are not subject to donor-imposed restrictions and may be expended for any purpose in performing the primary objectives of the organization. These net assets may be used at the discretion of the Foundation's management and the board of directors.

CHAMPAIGN COUNTY FOREST PRESERVE DISTRICT, ILLINOIS

Notes to the Financial Statements

December 31, 2025

NOTE 4 - DISCRETELY PRESENTED COMPONENT UNIT - Continued

SUMMARY OF SIGNIFICANT ACCOUNTING POLICIES - Continued

Net Assets - Continued

Net assets with donor restrictions – Net assets subject to stipulations imposed by donors and grantors. Some donor restrictions are temporary in nature; those restrictions will be met by actions of the Foundation or by the passage of time. Other donor restrictions are perpetual in nature, where by the donor has stipulated the funds be maintained in perpetuity.

Donor restricted contributions are reported as increases in net assets with donor restrictions. When a restriction expires, net assets are reclassified from net assets with donor restrictions to net assets without donor restrictions in the Statement of Activities.

Cash and Investments

For the purpose of the Statement of Financial Position and Statement of Cash Flows, the Foundation's cash and cash equivalents are considered to be cash on hand, demand deposits and short-term investments with original maturities of three months or less from the date of purchase. Investments are generally reported at fair value. Short-term investments are reported at cost, which approximates fair value. The Foundation has no investments at year-end.

Fair Value Measurements

Fair value is defined as the price that would be received to sell an asset or paid to transfer a liability in an orderly transaction between market participants as of a given measurement date. Fair value measurements are based on three-level hierarchy based on the reliability of observable and unobservable inputs as follows:

Level 1 - Valuations are based on quoted prices in active markets for identical assets or liabilities that the entity has the ability to access at the measurement date.

Level 2 - Valuations are based on quoted prices for similar assets or liabilities in active markets; quoted prices for identical or similar assets or liabilities in markets that are not active; and model-derived valuations whose significant inputs are observable.

Level 3 - Valuations are based on unobservable inputs for the assets or liability that reflect the reporting entity's own data and assumptions that market participants would use in pricing the asset or liability.

Investment Income

The Foundation records investment income earned on net assets with donor restrictions and without donor restrictions as without donor restrictions revenue.

CHAMPAIGN COUNTY FOREST PRESERVE DISTRICT, ILLINOIS

Notes to the Financial Statements

December 31, 2025

NOTE 4 - DISCRETELY PRESENTED COMPONENT UNIT - Continued

SUMMARY OF SIGNIFICANT ACCOUNTING POLICIES - Continued

Promises to Give

Promises to give consist of unconditional promised to give to the Foundation. The carrying amount of promises to give may be recorded by a valuation allowance based on management's assessment of the collectability of specific promise to give balances. Promises to give expected to be collected in future years are initially recorded at fair value using present value techniques incorporating risk-adjusted discount rates designed to reflect the assumptions market participants would use in pricing the asset.

Income Taxes

The Foundation is exempt from income tax under IRC section 501(c)(3), and similarly, is exempt from State of Illinois taxes under the Illinois Tax Act Section 205(a), though it is subject to tax on income unrelated to its exempt purpose, unless that income is otherwise excluded by the Code. The Foundation has processes presently in place to ensure the maintenance of its tax-exempt status; to identify and report unrelated income; to determine its filing and tax obligations in jurisdictions for which it has nexus; and to identify and evaluate other matters that may be considered tax positions. The Foundation has determined that there are no material uncertain tax positions that require recognition or disclosure in the financial statements. There was no unrelated business income for the year ended December 31, 2025.

The Foundation's Forms 990, *Return of Organization Exempt from Income Tax*, are subject to examination by the IRS, generally, for three years after they were filed. Annual filings with the State of Illinois are, similarly, subject to examination.

Use of Estimates

The preparation of financial statements in accordance with accounting principles generally accepted in the United States of America requires management to make estimates and assumptions that affect the reported amounts of assets and liabilities and disclosure of contingent assets and liabilities at the date of the financial statements and the reported amounts of revenues and expenses during the reported period. Actual results could differ from those estimates.

Revenue Recognition

The Foundation recognizes contributions when cash, securities, or other assets; an unconditional promise to give; or a notification of a beneficial interest is received. Conditional promises to give - that is, those with a measurable performance or other barrier and a right of return - are not recognized until the conditions on which they depend have been met.

Contributed Revenue

Contributions that are restricted by donors are reported as increases in net assets without donor restrictions if the restrictions are satisfied or expire in the reporting period in which the contributions are recognized. All other donor-restricted contributions are reported as increases in net assets with donor restrictions. When restrictions expire (that is, when a stipulated time restriction ends or purpose restriction is accomplished), net assets with donor restrictions are reclassified to net assets without donor restrictions and reported in the Statement of Activities as net assets released from restrictions.

CHAMPAIGN COUNTY FOREST PRESERVE DISTRICT, ILLINOIS

Notes to the Financial Statements

December 31, 2025

NOTE 4 - DISCRETELY PRESENTED COMPONENT UNIT - Continued

SUMMARY OF SIGNIFICANT ACCOUNTING POLICIES - Continued

Contributed Revenue - Continued

Contributions due in the next year are reflected as current promises to give and are recorded at their net realized value. Unconditional promises to give due in subsequent years are reflected as long-term promises to give and are recorded at the present value of their net realizable value, using risk-free interest rates applicable to the years in which the promises are received to discount the amounts.

CASH AND INVESTMENTS

At year-end the carrying amount of the Foundation's cash deposits totaled \$780,909 and the bank balances totaled \$780,709. At year-end, the entire balance of deposits was fully insured by federal deposit insurance.

The Foundation's investments at December 31, 2025 consisted of the following:

Investment Type	Fair Value	Investment Maturities (in Years)			
		Less Than 1	1-5	6-10	More Than 10
Exchange Traded Funds	\$ 54,666	54,666	—	—	—
Corporate Bonds	83,948	44,332	39,616	—	—
Mutual Funds	820,149	820,149	—	—	—
Common Stock	3,858	3,858	—	—	—
Totals	962,621	923,005	39,616	—	—

The Foundation has the following recurring fair value measurements as of year-end:

- Exchange traded funds of \$54,666 are valued using quoted market prices (Level 1 inputs)
- Corporate bonds of \$83,948 are valued using a matrix pricing model (Level 2 inputs)
- Mutual funds of \$820,149 are valued using quoted market prices (Level 1 inputs)
- Common stock of \$3,858 are valued using quoted market prices (Level 1 inputs)

CHAMPAIGN COUNTY FOREST PRESERVE DISTRICT, ILLINOIS

Notes to the Financial Statements

December 31, 2025

NOTE 4 - DISCRETELY PRESENTED COMPONENT UNIT - Continued

AVAILABILITY AND LIQUIDITY

Financial assets available for general expenses, that is, without donor or other restrictions limiting their use, within one year of the date of the statement of financial position, comprise the following:

Financial Assets at Year End	
Cash and Investments	\$ 1,743,530
Other Receivables	13,430
	<u>1,757,379</u>
Less Amounts not Available to be used within one year	
Net Assets with Donor Restrictions	<u>1,160,912</u>
Financial Assets Available to Meet General Expenses	
over the Next Twelve Months	<u><u>596,467</u></u>

The Foundation's investment strategy is to have up to 55% of their portfolio invested in equities, 40% invested in fixed income securities and 5% invested in cash equivalents.

CAPITAL ASSETS

Capital asset activity for the year was as follows:

	Beginning Balances	Increases	Decreases	Ending Balances
Nondepreciable Capital Assets				
Land	\$ 15,400	—	—	<u>15,400</u>

CHAMPAIGN COUNTY FOREST PRESERVE DISTRICT, ILLINOIS

Notes to the Financial Statements

December 31, 2025

NOTE 4 - DISCRETELY PRESENTED COMPONENT UNIT - Continued

NET ASSETS

With Donor Restrictions

Net Assets with donor restrictions as of December 31, 2025 was comprised of the following:

M & E Mumm - Endowment	\$	175,045
Botanical Garden - Endowment		514,143
Kickapoo Rail Trail - General		104,133
Kickapoo Rail Trail - Vermilion County		1,605
Kickapoo Rail Trail - Champaign County		1,006
Museum of the Grand Prairie		123,373
Education of the Underserved		18,492
Land Acquisition		631
Homer Lake Interpretive Center		4,414
Botanic Gardens		13,832
Habitat Restoration		1,341
Sangamon Restoration		3,557
Memorials		45,097
Heron View Forest Preserve		100
Middle Fork Forest Preserve		912
Middle Fork Dark Skies		398
Mumm Museum and Education Intern		10,940
Lake of the Woods Trails		5,043
Farm Commitment		49,906
Homer Lake		<u>86,944</u>
		<u><u>1,160,912</u></u>

Without Donor Restrictions

Net Assets without donor restrictions as of December 31, 2025 was comprised of the following:

Undesignated	<u><u>626,946</u></u>
--------------	-----------------------

CHAMPAIGN COUNTY FOREST PRESERVE DISTRICT, ILLINOIS

Notes to the Financial Statements

December 31, 2025

NOTE 4 - DISCRETELY PRESENTED COMPONENT UNIT - Continued

NET ASSETS - Continued

Net Assets Released From Restrictions

Net Assets released from restrictions as of December 31, 2025 was comprised of the following:

Kickapoo Rail Trail - General	\$	27,489
Museum of the Grand Prairie		54,064
Education of the Underserved		690
Land Acquisition		2,846
Botanic Gardens		6,398
Sangamon Restoration		1,333
Memorials		9,897
Middle Fork Dark Skies		1,164
Museum Blacksmith Exhibit		10,409
Farm Commitment		4,408
Homer Lake Timberdoodle Challenge		13,279
Homer Lake		<u>73,025</u>
		<u>205,002</u>

ENDOWMENTS

The Foundation has endowment funds established for the purpose of funding the acquisition of District materials and to support Library programs. The endowments consist of donor-specific funds as well as Board designated funds. As required by generally accepted accounting, net assets associated with endowment funds, including funds designated the Board of Directors to function as endowments, are classified and reported based on the existence or absence of donor-imposed restrictions.

The Foundation's management believes it is following the Uniform Prudent Management of Institutional Funds Act adopted by the State of Illinois based on consultations with an attorney. As a result, the Foundation classifies as permanently restricted net positions (a) the original value of gifts donated to the permanent endowment, (b) the original value of subsequent gifts to the permanent endowment, and (c) accumulations to the permanent endowment made in accordance with the direction of the applicable donor gift instrument at the time the accumulation is added to the fund. The remaining portion of the donor-restricted endowment fund that is not classified in permanently restricted net assets is classified as temporarily restricted net assets until those assets are appropriated for expenditure by the Foundation. The Board of Directors annually approves the appropriation of endowment assets for expenditure.

CHAMPAIGN COUNTY FOREST PRESERVE DISTRICT, ILLINOIS

Notes to the Financial Statements

December 31, 2025

NOTE 4 - DISCRETELY PRESENTED COMPONENT UNIT - Continued

ENDOWMENTS - Continued

The Foundation has adopted an investment policy, approved the Board of Directors, for endowment assets that attempts to provide a predictable stream of funding to programs supported by its endowments while seeking to maintain the purchasing power of these endowment assets over the long-term. The investment policy establishes an achievable return objective through diversification of asset classes. The current long-term return objective is to return a percentage equivalent with nationally recognized indexes for each investment category. Actual returns in any given year may vary from this objective. To satisfy its long-term rate-of-return objectives, the Foundation relies on a total return strategy in which investment returns are achieved through both capital appreciation (realized and unrealized) and current yield (interest and dividends). The Foundation targets a diversified asset allocation that places an emphasis on equity-based investments and high quality fixed income securities to achieve its long-term return objectives within prudent risk parameters.

Endowment net assets composition by type of fund at December 31, 2025 was as follows:

	Without Donor Restrictions	With Donor Restrictions	Total
Donor Restricted			
M&E Mumm	\$ —	175,045	175,045
Botanical Garden	—	514,143	514,143
	—	689,188	689,188

The implied-time restricted temporarily restricted balance will be reclassified to unrestricted-Board designated as the related unconditional promises to give are collected in future periods.

Changes in endowment funds for the fiscal year ended December 31, 2025 were as follows:

	Without Donor Restrictions	With Donor Restrictions	Total
Endowment Net Assets - Beginning Balance	\$ —	628,264	628,264
Contributions	—	60,924	60,924
Endowment Net Assets - Ending Balance	—	689,188	689,188

CHAMPAIGN COUNTY FOREST PRESERVE DISTRICT, ILLINOIS

Notes to the Financial Statements

December 31, 2025

NOTE 4 - DISCRETELY PRESENTED COMPONENT UNIT - Continued

PROMISES TO GIVE

Promises to give consist of the following at December 31, 2025:

Current Portion	13,430
Non-Current Portion	<u>89,000</u>
Total	<u>102,430</u>

All promises to give are considered collectible, thus no allowance for uncollectible promises to give has been recorded. The Foundation has not discounted the non-current promises to give as the estimated discount amount is immaterial.

RELATED PARTY TRANSACTIONS

The Foundation collects donations for the benefit of the District which it then passes on to the District. For the year ended December 31, 2025 the Foundation contributed \$83,532 to the District for these purposes.

The District provided administrative services to the Foundation in which the Foundation reimburses the District back for the actual cost. Administrative services consist of salaries of District personnel assigned to perform management and fundraising services for the Foundation. For the year ended December 31, 2025, the Foundation reimbursed the District \$230,737 for these services. Of the \$230,737, \$73,921 was payable to the District at December 31, 2025. As of December 31, 2025, \$— was payable to the Foundation from the District.

REQUIRED SUPPLEMENTARY INFORMATION

Required supplementary information includes financial information and disclosures that are required by the GASB but are not considered a part of the basic financial statements. Such information includes:

- Schedule Employer Contributions - Last Ten Fiscal Years
Illinois Municipal Retirement Fund
- Schedule of Changes in the Employer's Net Pension Liability/(Asset) - Last Ten Measurement Years
Illinois Municipal Retirement Fund
- Schedule of Changes in the Employer's Total OPEB Liability
Retiree Benefits Plan
- Budgetary Comparison Schedules
General Fund
Major Special Revenue Fund
- Notes to the Required Supplementary Information

CHAMPAIGN COUNTY FOREST PRESERVE DISTRICT, ILLINOIS

Illinois Municipal Retirement Fund

Schedule of Employer Contributions - Last Ten Fiscal Years

December 31, 2025

Fiscal Year	Actuarially Determined Contribution	Contributions in Relation to the Actuarially Determined Contribution	Contribution Excess/ (Deficiency)	Covered Payroll	Contributions as a Percentage of Covered Payroll
2016	\$ 212,353	\$ 228,353	\$ 16,000	\$ 1,854,611	12.31%
2017	199,870	269,870	70,000	1,907,155	14.15%
2018	194,167	194,168	1	1,879,644	10.33%
2019	155,203	155,203	—	1,994,895	7.78%
2020	184,513	184,514	1	2,148,001	8.59%
2021	181,387	181,387	—	2,287,341	7.93%
2022	187,070	193,607	6,537	2,538,264	7.63%
2023	166,337	166,337	—	2,809,745	5.92%
2024	208,803	208,803	—	3,271,836	6.38%
2025	241,476	241,476	—	3,455,367	6.99%

Notes to the Required Supplementary Information:

Actuarial Cost Method	Aggregate Entry Age Normal
Amortization Method	Level % Pay (Closed)
Remaining Amortization Period	19 Years
Asset Valuation Method	5-Year Smoothed Fair Value
Inflation	2.25%
Salary Increases	2.75% to 13.75%, Including Inflation
Investment Rate of Return	7.25%
Retirement Age	Experience-based table of rates that are specific to the type of eligibility condition. Last updated for the 2020 valuation pursuant to an experience study of the period 2017-2019.
Mortality	For non-disabled retirees, the Pub-2010, Amount-Weighted, below-median income, General, Retiree, Male (adjusted 106%) and Female (adjusted 105%) tables, and future mortality improvements projected using scale MP-2020. For disabled retirees, the Pub-2010, Amount-Weighted, below-median income, General, Disabled Retiree, Male and Female (both unadjusted) tables, and future mortality improvements projected using scale MP-2020. For active members, the Pub-2010, Amount-Weighted, below-median income, General, Employee, Male and Female (both unadjusted) tables, and future mortality improvements projected using scale MP-2020.

CHAMPAIGN COUNTY FOREST PRESERVE DISTRICT, ILLINOIS

Illinois Municipal Retirement Fund

Schedule of Changes in the Employer's Net Pension Liability/(Asset) - Last Ten Measurement Years

December 31, 2025

	12/31/2015	12/31/2016	12/31/2017	12/31/2018	12/31/2019	12/31/2020	12/31/2021	12/31/2022	12/31/2023	12/31/2024
Total Pension Liability										
Service Cost	\$ 176,185	187,882	190,853	173,928	185,954	201,118	206,753	216,046	246,452	232,455
Interest	724,304	761,002	783,756	790,129	816,237	841,374	893,084	939,360	988,343	1,025,362
Differences Between Expected and Actual Experience	114,874	(104,103)	20,462	77,890	19,286	485,817	281,714	328,979	184,792	219,026
Change of Assumptions	—	(12,732)	(344,105)	290,487	—	(101,902)	—	—	(28,062)	—
Benefit Payments, Including Refunds of										
Member Contributions	(508,877)	(553,612)	(533,791)	(581,265)	(648,846)	(715,846)	(716,112)	(779,708)	(868,198)	(879,649)
Net Change in Total Pension Liability	506,486	278,437	117,175	751,169	372,631	710,561	665,439	704,677	523,327	597,194
Total Pension Liability - Beginning	9,836,621	10,343,107	10,621,544	10,738,719	11,489,888	11,862,519	12,573,080	13,238,519	13,943,196	14,466,523
Total Pension Liability - Ending	10,343,107	10,621,544	10,738,719	11,489,888	11,862,519	12,573,080	13,238,519	13,943,196	14,466,523	15,063,717
Plan Fiduciary Net Position										
Contributions - Employer	\$ 226,990	228,353	269,870	194,168	155,203	184,513	181,387	193,607	166,337	209,724
Contributions - Members	81,873	90,502	85,822	84,584	90,507	96,661	102,931	114,222	126,438	147,233
Net Investment Income	44,827	626,227	1,665,892	(595,501)	1,947,838	1,716,180	2,261,514	(1,977,847)	1,401,575	1,366,893
Benefit Payments, Including Refunds										
of Member Contributions	(508,877)	(553,612)	(533,791)	(581,265)	(648,846)	(715,846)	(716,112)	(779,708)	(868,198)	(879,649)
Other (Net Transfer)	147,160	(15,708)	(133,461)	461,404	60,454	(81,922)	(14,488)	55,481	188,276	(313,000)
Net Change in Plan Fiduciary Net Position	(8,027)	375,762	1,354,332	(436,610)	1,605,156	1,199,586	1,815,232	(2,394,245)	1,014,428	531,201
Plan Net Position - Beginning	9,065,468	9,057,441	9,433,203	10,787,535	10,350,925	11,956,081	13,155,667	14,970,899	12,576,654	13,591,082
Plan Net Position - Ending	9,057,441	9,433,203	10,787,535	10,350,925	11,956,081	13,155,667	14,970,899	12,576,654	13,591,082	14,122,283
Employer's Net Pension Liability/(Asset)	\$ 1,285,666	1,188,341	(48,816)	1,138,963	(93,562)	(582,587)	(1,732,380)	1,366,542	875,441	941,434
Plan Fiduciary Net Position as a Percentage of the Total Pension Liability	87.57%	88.81%	100.45%	90.09%	100.79%	104.63%	113.09%	90.20%	93.95%	93.75%
Covered Payroll	\$ 1,801,874	1,854,611	1,907,155	1,879,644	1,994,895	2,148,001	2,287,341	2,538,264	2,809,745	3,271,837
Employer's Net Pension Liability/(Asset) as a Percentage of Covered Payroll	71.35%	64.07%	(2.56%)	60.59%	(4.69%)	(27.12%)	(75.74%)	53.84%	31.16%	28.77%

Changes of Assumptions. Changes in assumptions related to the discount rate were made in 2016 through 2018 and 2020. Changes in assumptions related to the demographics were made in 2017 and 2023.

CHAMPAIGN COUNTY FOREST PRESERVE DISTRICT, ILLINOIS

Retiree Benefits Plan Schedule of Changes in the Employer's Total OPEB Liability December 31, 2025

	12/31/2018	12/31/2019	12/31/2020	12/31/2021	12/31/2022	12/31/2023	12/31/2024	12/31/2025
Total OPEB Liability								
Service Cost	\$ 27,202	27,716	28,490	6,350	6,359	47,473	48,535	45,305
Interest	14,699	16,638	11,886	8,553	6,869	10,519	10,257	13,193
Change in Benefit Terms	—	—	—	—	—	—	—	—
Differences Between Expected and Actual Experience	—	—	(51,969)	—	(12,462)	(23,658)	—	(115,462)
Change of Assumptions	(17,651)	35,427	30,985	(46,326)	(25,815)	21,593	(21,359)	17,615
Benefit Payments	(43,199)	(47,279)	(56,642)	(42,868)	(34,251)	(16,956)	(31,201)	(26,231)
Other (Net Transfer)	—	—	—	—	—	—	—	—
Net Change in Total OPEB Liability	(18,949)	32,502	(37,250)	(74,291)	(59,300)	38,971	6,232	(65,580)
Total OPEB Liability - Beginning	448,551	429,602	462,104	424,854	350,563	291,263	330,234	336,466
Total OPEB Liability - Ending	429,602	462,104	424,854	350,563	291,263	330,234	336,466	270,886
Covered Employee Payroll	\$ 1,779,185	2,386,891	2,134,363	2,648,770	2,785,669	2,857,291	3,296,301	3,385,678
Total OPEB Liability as a Percentage of Covered Employee Payroll	24.15%	19.36%	19.91%	13.23%	10.46%	11.56%	10.21%	8.00%

Notes:

This schedule is intended to show information for ten years. Information for additional years will be displayed as it becomes available.

No assets are accumulated in a trust that meets the criteria in paragraph 4 of GASB Statement 75.

Changes of Assumptions. Changes of assumptions and other inputs reflect the effects of changes in the discount rate from 2018 through 2025.

CHAMPAIGN COUNTY FOREST PRESERVE DISTRICT, ILLINOIS

General Fund

Schedule of Revenues, Expenditures and Changes in Fund Balance - Budget and Actual

For the Fiscal Year Ended December 31, 2025

	Original Budget	Final Budget	Variance Final with Original	Actual Amounts	Variance Actual with Final
Revenues					
Taxes					
Property Taxes	\$ 3,387,858	3,387,858	—	3,544,523	156,665
Intergovernmental					
Replacement Tax	236,055	236,055	—	225,750	(10,305)
Other State Taxes	50,000	50,000	—	54,099	4,099
Charges for Services	305,800	305,800	—	343,870	38,070
Grants and Contributions	139,071	139,071	—	123,303	(15,768)
Investment Income	85,800	85,800	—	119,628	33,828
Miscellaneous	6,552	6,552	—	79,349	72,797
Total Revenues	4,211,136	4,211,136	—	4,490,522	279,386
Expenditures					
Recreation and Education					
Salaries and Wages	2,534,067	2,534,067	—	2,526,892	(7,175)
Fringe Benefits	318,461	318,461	—	276,324	(42,137)
Commodities	454,818	454,818	—	320,564	(134,254)
Contractual Services	471,745	471,745	—	471,294	(451)
Facility	120,193	120,193	—	106,109	(14,084)
Cost of Sales	10,500	10,500	—	7,476	(3,024)
Miscellaneous	11,613	11,613	—	100,652	89,039
Total Expenditures	3,921,397	3,921,397	—	3,809,311	(112,086)
Excess (Deficiency) of Revenues					
Over (Under) Expenditures	289,739	289,739	—	681,211	391,472
Other Financing (Uses)					
Transfers Out	(1,507,845)	(1,507,845)	—	(87,314)	1,420,531
Net Change in Fund Balance	(1,218,106)	(1,218,106)	—	593,897	1,812,003
Fund Balance - Beginning				2,644,683	
Fund Balance - Ending				3,238,580	

CHAMPAIGN COUNTY FOREST PRESERVE DISTRICT, ILLINOIS

Improvements and Development - Special Revenue Fund

Schedule of Revenues, Expenditures and Changes in Fund Balance - Budget and Actual

For the Fiscal Year Ended December 31, 2025

	Original Budget	Final Budget	Variance Final with Original	Actual Amounts	Variance Actual with Final
Revenues					
Taxes					
Property Tax	\$ 1,387,542	1,387,542	—	1,459,366	71,824
Charges for Services	10,000	10,000	—	14,725	4,725
Grants and Contributions	62,200	62,200	—	76,239	14,039
Investment Income	12,500	12,500	—	38,350	25,850
Miscellaneous	68,000	68,000	—	58,501	(9,499)
Total Revenues	1,540,242	1,540,242	—	1,647,181	106,939
Expenditures					
Recreation and Education					
Salaries and Wages	987,712	987,712	—	938,006	(49,706)
Fringe Benefits	118,033	118,033	—	107,594	(10,439)
Commodities	181,030	181,030	—	149,212	(31,818)
Contractual Services	74,790	74,790	—	39,038	(35,752)
Facility	68,400	68,400	—	77,351	8,951
Miscellaneous	4,279	4,279	—	4,334	55
Total Expenditures	1,434,244	1,434,244	—	1,315,535	(118,709)
Excess (Deficiency) of Revenues					
Over (Under) Expenditures	105,998	105,998	—	331,646	225,648
Other Financing (Uses)					
Transfers Out	(105,998)	(105,998)	—	(105,998)	—
Net Change in Fund Balance	—	—	—	225,648	225,648
Fund Balance - Beginning				836,162	
Fund Balance - Ending				1,061,810	

CHAMPAIGN COUNTY FOREST PRESERVE DISTRICT, ILLINOIS

Notes to the Required Supplementary Information

December 31, 2025

BUDGETARY INFORMATION

The District is required by state statute to adopt an annual appropriation ordinance appropriating such sums of money as may be required to defray all necessary expenses and liabilities of the District to be paid or incurred during the fiscal year. This appropriation ordinance is prepared on the cash basis. The Board of Commissioners may amend the appropriation ordinance by the same procedures required for the original adoption. Transfers from one appropriation of any one fund to another of the same fund, not affecting the total amount appropriated, may be made at any meeting of the Board by a two-thirds vote of all the members constituting the Board. By a like vote, the Board may make appropriations in excess of those authorized by the appropriation ordinance in order to meet an immediate emergency. Expenditures should not legally exceed the total amount of the adopted appropriation of each fund.

In addition to the appropriations ordinance, the District prepares a working budget. The working budget is prepared on the cash basis, which is not materially different from the GAAP basis, in a detailed manner to allow comparisons with balances of the District's general ledger accounts. The appropriation ordinance includes only summarized information and contains slightly higher expenditures than the working budget. The Board does this with the intention of allowing for higher expenditures if additional revenue becomes available during the year. The appropriation ordinance is approved in December after a public hearing is held. The District budget is approved separately from the appropriation ordinance and is referred to as the working budget. The working budget is presented in the financial statements to provide comparison with actual results. The final working budget includes all approved amendments.

EXCESS OF ACTUAL EXPENDITURES OVER BUDGET IN INDIVIDUAL FUNDS

The following funds had an excess of actual expenditures over budget as of the date of this report:

Fund	Excess
Public Accounts Audit	\$ 16,083
Illinois Municipal Retirement	19,436
Debt Service	272,280

CHAMPAIGN COUNTY FOREST PRESERVE DISTRICT, ILLINOIS

Notes to the Required Supplementary Information

December 31, 2025

ANALYSIS OF VARIANCES BETWEEN ACTUAL AMOUNTS AND FINAL BUDGET

The following section summarizes significant variances between final budget amounts and actual results for key funds. More detailed budgetary comparison schedules, as well as information for other funds not presented here, can be found in the required supplementary information and other supplementary information sections of this report.

General Fund

The General Fund's revenues totaled \$4,490,522 compared to budgeted revenues of \$4,211,136, resulting in a difference of \$279,386 or 6.6 percent above budget. The majority of the variance resulted from property tax revenue exceeding budget. Total property taxes were within a few hundred dollars of budgeted amounts but the District had the option to keep additional funds in less restrictive funds, such as the General Fund, and took advantage of that option. The District also received a \$58,500 incentive payment from Blue Cross/Blue Shield for health insurance coverage. Other areas that exceeded budget were interest earning and user fees.

The General Fund's expenditures totaled \$3,809,311 compared to budgeted expenditures of \$3,921,397, resulting in a difference of \$112,086 or 2.9 percent below budget. The majority of the savings are related to the elimination of Grants Officer position early in 2025. The District also had minimal usage of the Compensation Contingency reserve.

Improvements and Development Fund

The Improvements and Development Fund's revenues totaled \$1,647,181 compared to budgeted revenues of \$1,540,242, resulting in a difference of \$106,939 or 6.9 percent above budget. The majority of the variance resulted from property tax revenue exceeding budget. Total property taxes were within a few hundred dollars of budgeted amounts but the District had the option to keep additional funds in less restrictive funds, such as the Improvements and Development Fund, and took advantage of that option.

The Improvements and Development Fund's expenditures totaled \$1,315,535 compared to budgeted expenditures of \$1,434,244, resulting in a difference of \$118,709 or 8.3 percent below budget. The majority of the savings are related to a high number of unfilled positions that existed during the year, particularly in the Natural Resources area. There was also significant work at Discovery Garden that was budgeted for 2025, but the project was placed on hold.

OTHER SUPPLEMENTARY INFORMATION

Other supplementary information includes financial statements and schedules not required by the GASB, nor a part of the basic financial statements, but are presented for purposes of additional analysis.

Such statements and schedules include:

- Budgetary Comparison Schedules - Major Governmental Funds
- Combining Statements - Nonmajor Governmental
- Budgetary Comparison Schedules - Nonmajor Governmental
- Budgetary Comparison Schedules - Enterprise Funds

INDIVIDUAL FUND DESCRIPTIONS

GENERAL FUND

The General Fund, a major fund, accounts for all financial resources except those required to be accounted for in another fund.

SPECIAL REVENUE FUNDS

Special Revenue Funds are created to account for the proceeds of specific revenue sources (other than fiduciary funds or capital project funds) that are legally restricted to expenditure for specified purposes.

Improvement and Development Fund

The Improvements and Development Fund is used to account for property tax revenues levied to fund the construction, restoration, reconditioning, reconstruction, and acquisition of improvements, as well as the development of the District's forests and lands.

Public Accounts Audit Fund

The Public Accounts Audit Fund is used to account for property tax revenues levied to fund the state-mandated independent annual audit of the District's financial statements and for the District's financial accounting system.

Social Security Fund

The Social Security Fund is used to account for property tax revenues levied to fund the District's employer matching contributions to the Social Security System, which are required in conjunction with mandatory employee payroll withholdings.

Liability and Compensation Insurance Fund

The Liability and Compensation Insurance Fund is used to account for property tax revenues levied to fund the District's insurance premiums and a portion of the administrative and risk management costs associated with securing and implementing those coverages. Premiums for health and life insurance are not paid from this fund.

Illinois Municipal Retirement Fund

The Illinois Municipal Retirement Fund is used to account for property tax revenues levied to fund the District's employer contributions to the state retirement plan, which are required in conjunction with mandatory employee payroll deductions under state law.

INDIVIDUAL FUND DESCRIPTIONS - Continued

DEBT SERVICE FUND

The Debt Service Fund is used to account for the accumulation of funds for the periodic payment of principal and interest on general long-term debt.

CAPITAL PROJECTS FUNDS

The Capital Projects Funds are used to account for financial resources used for the acquisition or construction of major capital assets (other than those financed by business-type/proprietary funds).

Capital Projects Fund

The Capital Projects Fund is used to account for special capital projects, money is transferred into this fund from various other funds and is expended on projects approved by the Board.

Land Acquisition Fund

The Land Acquisition Fund is used to account for resources received through grants, donations, and interfund transfers that are used to fund land purchases and related costs, including attorney fees, engineering fees, appraisals, and other professional services.

ENTERPRISE FUNDS

The Enterprise Funds are used to account for operations that are financed and operated in a manner similar to private business enterprises where the intent is that costs of providing goods or services to the general public on a continuing basis be financed or recovered primarily through user charges; or where it has been decided that periodic determination of revenues earned, expenses incurred and/or net income is appropriate for capital maintenance, public policy, management control, accountability or other purpose.

Golf Course Fund

The Golf Course Fund is used to account for the operation of the Arrowhead Golf Course and Clubhouse. Operations include green fees, driving range, banquets, rental and food and beverage sales. The cost of operations is recovered through user fees.

Museum of the Grand Prairie General Store Fund

The Museum of the Grand Prairie General Store Fund is used to account for the sales revenues and purchase expenditures of the General Store gift shop located in the Museum of the Grand Prairie. Surpluses exceeding a three-month expense reserve may be allocated toward Museum improvements.

CHAMPAIGN COUNTY FOREST PRESERVE DISTRICT, ILLINOIS

Capital Projects Fund

Schedule of Revenues, Expenditures and Changes in Fund Balance - Budget and Actual

For the Fiscal Year Ended December 31, 2025

	Original Budget	Final Budget	Variance Final with Original	Actual Amounts	Variance Actual with Final
Revenues					
Grants and Donations	\$ 7,733,000	7,733,000	—	1,796,189	(5,936,811)
Investment Income	2,000	2,000	—	32,677	30,677
Miscellaneous	10,200	10,200	—	3,683	(6,517)
Total Revenues	7,745,200	7,745,200	—	1,832,549	(5,912,651)
Expenditures					
Recreation and Education					
Contractual Services	—	—	—	6,430	6,430
Facility	5,000	5,000	—	7,080	2,080
Miscellaneous	—	—	—	31,760	31,760
Capital Outlay	11,115,400	11,115,400	—	2,448,886	(8,666,514)
Total Expenditures	11,120,400	11,120,400	—	2,494,156	(8,626,244)
Excess (Deficiency) of Revenues Over (Under) Expenditures	(3,375,200)	(3,375,200)	—	(661,607)	2,713,593
Other Financing Sources					
Debt Issuance	—	—	—	542,986	542,986
Transfers In	1,636,843	1,636,843	—	223,612	(1,413,231)
	1,636,843	1,636,843	—	766,598	(870,245)
Net Change in Fund Balance	(1,738,357)	(1,738,357)	—	104,991	1,843,348
Fund Balance - As Previously Reported				(270,510)	
Restatement - Error Correction				630,930	
Fund Balance - Beginning as Restated				360,420	
Fund Balance - Ending				465,411	

CHAMPAIGN COUNTY FOREST PRESERVE DISTRICT, ILLINOIS

Nonmajor Governmental Funds

Combining Balance Sheet

December 31, 2025

	Special Revenue				Debt Service	Capital Projects	Totals
	Public Accounts Audit	Social Security	Liability and Compensation Insurance	Illinois Municipal Retirement		Land Acquisition	
ASSETS							
Cash and Investments	\$ 21,334	114,057	502,267	147,415	18,907	473,558	1,277,538
Receivables - Net of Allowances							
Property Taxes	25,882	90,588	90,588	97,058	297,644	—	601,760
Due from Other Governments	—	—	16,823	—	—	8,863	25,686
Total Assets	47,216	204,645	609,678	244,473	316,551	482,421	1,904,984
LIABILITIES							
Accounts Payable	—	—	4,874	17,762	—	—	22,636
Accrued Payroll	—	6,986	—	—	—	—	6,986
Total Liabilities	—	6,986	4,874	17,762	—	—	29,622
DEFERRED INFLOWS OF RESOURCES							
Property Taxes	25,882	90,588	90,588	97,058	297,644	—	601,760
Grants	—	—	—	—	—	45,502	45,502
Total Deferred Inflows of Resources	25,882	90,588	90,588	97,058	297,644	45,502	647,262
Total Liabilities and Deferred Inflows of Resources	25,882	97,574	95,462	114,820	297,644	45,502	676,884
FUND BALANCES							
Restricted	21,334	107,071	514,216	129,653	18,907	—	791,181
Assigned	—	—	—	—	—	436,919	436,919
Total Fund Balances	21,334	107,071	514,216	129,653	18,907	436,919	1,228,100
Total Liabilities and Fund Balances	47,216	204,645	609,678	244,473	316,551	482,421	1,904,984

CHAMPAIGN COUNTY FOREST PRESERVE DISTRICT, ILLINOIS

Nonmajor Governmental Funds

Combining Statement of Revenues, Expenditures and Changes in Fund Balances

For the Fiscal Year Ended December 31, 2025

	Special Revenue				Debt Service	Capital Projects	Totals
	Public Accounts Audit	Social Security	Liability and Compensation Insurance	Illinois Municipal Retirement		Land Acquisition	
Revenues							
Taxes	\$ 29,187	280,198	122,587	145,937	286,036	—	863,945
Grants and Donations	7,642	—	42,548	—	—	44,163	94,353
Investment Income	943	3,369	23,045	23,752	1,458	15,094	67,661
Miscellaneous	—	—	42,371	—	—	—	42,371
Total Revenues	37,772	283,567	230,551	169,689	287,494	59,257	1,068,330
Expenditures							
Recreation and Education	82,065	263,283	294,459	214,447	6,226	986	861,466
Debt Service							
Principal Retirement	—	—	—	—	264,385	—	264,385
Interest and Fiscal Charges	—	—	—	—	17,195	—	17,195
Total Expenditures	82,065	263,283	294,459	214,447	287,806	986	1,143,046
Excess (Deficiency) of Revenues Over (Under) Expenditures	(44,293)	20,284	(63,908)	(44,758)	(312)	58,271	(74,716)
Other Financing Sources (Uses)							
Transfers In	—	5,000	—	—	—	—	5,000
Transfers Out	—	—	—	—	—	(35,300)	(35,300)
	—	5,000	—	—	—	(35,300)	(30,300)
Net Change in Fund Balances	(44,293)	25,284	(63,908)	(44,758)	(312)	22,971	(105,016)
Fund Balances - As Previously Reported	65,627	81,787	578,124	174,411	19,219	134,260	1,053,428
Restatement - Error Correction	—	—	—	—	—	279,688	279,688
Fund Balances - Beginning	65,627	81,787	578,124	174,411	19,219	413,948	1,333,116
Fund Balances - Ending	21,334	107,071	514,216	129,653	18,907	436,919	1,228,100

CHAMPAIGN COUNTY FOREST PRESERVE DISTRICT, ILLINOIS

Public Accounts Audit - Special Revenue Fund

Schedule of Revenues, Expenditures and Changes in Fund Balance - Budget and Actual

For the Fiscal Year Ended December 31, 2025

	Original Budget	Final Budget	Variance Final with Original	Actual Amounts	Variance Actual with Final
Revenues					
Taxes					
Property Tax	\$ 34,782	34,782	—	29,187	(5,595)
Grants and Contributions	—	—	—	7,642	7,642
Investment Income	1,200	1,200	—	943	(257)
Total Revenues	<u>35,982</u>	<u>35,982</u>	<u>—</u>	<u>37,772</u>	<u>1,790</u>
Expenditures					
Contractual Services	65,810	65,810	—	81,893	16,083
Miscellaneous	172	172	—	172	—
Total Expenditures	<u>65,982</u>	<u>65,982</u>	<u>—</u>	<u>82,065</u>	<u>16,083</u>
Net Change in Fund Balance	<u>(30,000)</u>	<u>(30,000)</u>	<u>—</u>	<u>(44,293)</u>	<u>(14,293)</u>
Fund Balance - Beginning				<u>65,627</u>	
Fund Balance - Ending				<u>21,334</u>	

CHAMPAIGN COUNTY FOREST PRESERVE DISTRICT, ILLINOIS

Social Security - Special Revenue Fund

Schedule of Revenues, Expenditures and Changes in Fund Balance - Budget and Actual

For the Fiscal Year Ended December 31, 2025

	Original Budget	Final Budget	Variance Final with Original	Actual Amounts	Variance Actual with Final
Revenues					
Taxes					
Property Tax	\$ 280,525	280,525	—	280,198	(327)
Investment Income	1,400	1,400	—	3,369	1,969
Total Revenues	<u>281,925</u>	<u>281,925</u>	<u>—</u>	<u>283,567</u>	<u>1,642</u>
Expenditures					
Recreation and Education					
Fringe Benefits	286,000	286,000	—	262,360	(23,640)
Contractual Services	925	925	—	923	(2)
Total Expenditures	<u>286,925</u>	<u>286,925</u>	<u>—</u>	<u>263,283</u>	<u>(23,642)</u>
Excess (Deficiency) of Revenues Over (Under) Expenditures	(5,000)	(5,000)	—	20,284	25,284
Other Financing Sources					
Transfers In	5,000	5,000	—	5,000	—
Net Change in Fund Balance	<u>—</u>	<u>—</u>	<u>—</u>	<u>25,284</u>	<u>25,284</u>
Fund Balance - Beginning				<u>81,787</u>	
Fund Balance - Ending				<u><u>107,071</u></u>	

CHAMPAIGN COUNTY FOREST PRESERVE DISTRICT, ILLINOIS

**Liability and Compensation Insurance - Special Revenue Fund
 Schedule of Revenues, Expenditures and Changes in Fund Balance - Budget and Actual
 For the Fiscal Year Ended December 31, 2025**

	Original Budget	Final Budget	Variance Final with Original	Actual Amounts	Variance Actual with Final
Revenues					
Taxes					
Property Tax	\$ 331,057	331,057	—	122,587	(208,470)
Grants and Contributions	110,000	110,000	—	42,548	(67,452)
Investment Income	5,000	5,000	—	23,045	18,045
Miscellaneous	6,000	6,000	—	42,371	36,371
Total Revenues	452,057	452,057	—	230,551	(221,506)
Expenditures					
Recreation and Education					
Salaries and Wages	13,125	13,125	—	112	(13,013)
Commodities	15,000	15,000	—	8,372	(6,628)
Contractual Services	931,907	931,907	—	285,096	(646,811)
Miscellaneous	775	775	—	879	104
Total Expenditures	960,807	960,807	—	294,459	(666,348)
Net Change in Fund Balance	(508,750)	(508,750)	—	(63,908)	444,842
Fund Balance - Beginning				578,124	
Fund Balance - Ending				514,216	

CHAMPAIGN COUNTY FOREST PRESERVE DISTRICT, ILLINOIS

Illinois Municipal Retirement - Special Revenue Fund

Schedule of Revenues, Expenditures and Changes in Fund Balance - Budget and Actual

For the Fiscal Year Ended December 31, 2025

	Original Budget	Final Budget	Variance Final with Original	Actual Amounts	Variance Actual with Final
Revenues					
Taxes					
Property Tax	\$ 149,782	149,782	—	145,937	(3,845)
Investment Income	18,900	18,900	—	23,752	4,852
Total Revenues	168,682	168,682	—	169,689	1,007
Expenditures					
General Government					
Fringe Benefits	194,000	194,000	—	213,435	19,435
Miscellaneous	1,011	1,011	—	1,012	1
Total Expenditures	195,011	195,011	—	214,447	19,436
Net Change in Fund Balance	(26,329)	(26,329)	—	(44,758)	(18,429)
Fund Balance - Beginning				174,411	
Fund Balance - Ending				129,653	

CHAMPAIGN COUNTY FOREST PRESERVE DISTRICT, ILLINOIS

Debt Service Fund

Schedule of Revenues, Expenditures and Changes in Fund Balance - Budget and Actual

For the Fiscal Year Ended December 31, 2025

	Original Budget	Final Budget	Variance Final with Original	Actual Amounts	Variance Actual with Final
Revenues					
Taxes					
Property Tax	\$ 287,968	287,968	—	286,036	(1,932)
Investment Income	—	—	—	1,458	1,458
Total Revenues	<u>287,968</u>	<u>287,968</u>	<u>—</u>	<u>287,494</u>	<u>(474)</u>
Expenditures					
Recreation and Education					
Contractual Services	3,500	3,500	—	5,000	1,500
Miscellaneous	1,226	1,226	—	1,226	—
Debt Service					
Principal Retirement	—	—	—	264,385	264,385
Interest and Fiscal Charges	10,800	10,800	—	17,195	6,395
Total Expenditures	<u>15,526</u>	<u>15,526</u>	<u>—</u>	<u>287,806</u>	<u>272,280</u>
Excess (Deficiency) of Revenues Over (Under) Expenditures	272,442	272,442	—	(312)	(272,754)
Other Financing (Uses)					
Transfers Out	(272,442)	(272,442)	—	—	272,442
Net Change in Fund Balance	<u>—</u>	<u>—</u>	<u>—</u>	<u>(312)</u>	<u>(312)</u>
Fund Balance - Beginning				<u>19,219</u>	
Fund Balance - Ending				<u><u>18,907</u></u>	

CHAMPAIGN COUNTY FOREST PRESERVE DISTRICT, ILLINOIS

Land Acquisition - Capital Projects Fund

Schedule of Revenues, Expenditures and Changes in Fund Balance - Budget and Actual

For the Fiscal Year Ended December 31, 2025

	Original Budget	Final Budget	Variance Final with Original	Actual Amounts	Variance Actual with Final
Revenues					
Grants and Contributions	\$ 1,125,000	1,125,000	—	44,163	(1,080,837)
Investment Income	20,000	20,000	—	15,094	(4,906)
Total Revenues	1,145,000	1,145,000	—	59,257	(1,085,743)
Expenditures					
Recreation and Education					
Contractual Services	18,000	18,000	—	95	(17,905)
Miscellaneous	2,000	2,000	—	891	(1,109)
Capital Outlay	1,125,000	1,125,000	—	—	(1,125,000)
Total Expenditures	1,145,000	1,145,000	—	986	(1,144,014)
Excess (Deficiency) of Revenues					
Over (Under) Expenditures	—	—	—	58,271	58,271
Other Financing (Uses)					
Transfers Out	(58,000)	(58,000)	—	(35,300)	22,700
Net Change in Fund Balance	(58,000)	(58,000)	—	22,971	80,971
Fund Balance - As Previously Reported				134,260	
Restatement - Error Correction				279,688	
Fund Balance - Beginning as Restated				<u>413,948</u>	
Fund Balance - Ending				<u><u>436,919</u></u>	

CHAMPAIGN COUNTY FOREST PRESERVE DISTRICT, ILLINOIS

Golf Course - Enterprise Fund

Schedule of Revenues, Expenses and Changes in Net Position - Budget and Actual

For the Fiscal Year Ended December 31, 2025

	Original Budget	Final Budget	Variance Final with Original	Actual Amounts	Variance Actual with Final
Operating Revenues					
Charges for Services	\$ 1,234,529	1,234,529	—	1,448,474	213,945
Miscellaneous	15,250	15,250	—	15,232	(18)
Total Operating Revenues	1,249,779	1,249,779	—	1,463,706	213,927
Operating Expenses					
Operations					
Salaries and Wages	642,486	642,486	—	659,825	17,339
Fringe Benefits	123,184	123,184	—	174,972	51,788
Commodities	233,079	233,079	—	227,465	(5,614)
Contractual Services	169,644	169,644	—	80,746	(88,898)
Facility	124,050	124,050	—	47,216	(76,834)
Cost of Sales	—	—	—	120,148	120,148
Capital Outlay	110,163	110,163	—	2,693	(107,470)
Depreciation and Amortization	—	—	—	155,750	155,750
Total Operating Expenses	1,402,606	1,402,606	—	1,468,815	66,209
Operating (Loss)	(152,827)	(152,827)	—	(5,109)	147,718
Noncapital Subsidies					
Donations	717	717	—	1,100	383
Operating (Loss) and Noncapital Subsidies	(152,110)	(152,110)	—	(4,009)	148,101
Nonoperating Revenues (Expenses)					
Investment Income	14,327	14,327	—	41,650	27,323
Interest Expense	—	—	—	(1,896)	(1,896)
	14,327	14,327	—	39,754	25,427
Change in Net Position	(137,783)	(137,783)	—	35,745	173,528
Net Position - Beginning				2,041,769	
Net Position - Ending				2,077,514	

CHAMPAIGN COUNTY FOREST PRESERVE DISTRICT, ILLINOIS

**Museum of the Grand Prairie General Store Fund - Enterprise Fund
 Schedule of Revenues, Expenses and Changes in Net Position - Budget and Actual
 For the Fiscal Year Ended December 31, 2025**

	Original Budget	Final Budget	Variance Final with Original	Actual Amounts	Variance Actual with Final
Operating Revenues					
Charges for Services	\$ 16,000	16,000	—	20,848	4,848
Miscellaneous	100	100	—	6	(94)
Total Operating Revenues	16,100	16,100	—	20,854	4,754
Operating Expenses					
Operations					
Contractual Services	1,000	1,000	—	274	(726)
Cost of Sales	14,750	14,750	—	15,452	702
Miscellaneous	500	500	—	374	(126)
Total Operating Expenses	16,250	16,250	—	16,100	(150)
Operating Income (Loss)	(150)	(150)	—	4,754	4,904
Nonoperating Revenues (Expenses)					
Investment Income	150	150	—	506	356
Change in Net Position	—	—	—	5,260	5,260
Net Position - Beginning				36,165	
Net Position - Ending				41,425	

SUPPLEMENTAL SCHEDULES

CHAMPAIGN COUNTY FOREST PRESERVE DISTRICT, ILLINOIS

Long-Term Debt Requirements

General Obligation Limited Tax Bonds (Alternate Revenue Source), Series 2025

December 31, 2025

Date of Issue	February 28, 2025
Date of Maturity	December 15, 2026
Authorized Issue	\$542,986
Interest Rate	4.00%
Interest Dates	December 15
Principal Maturity Date	December 15
Payable at	Champaign County Forest Preserve District

CURRENT AND LONG-TERM PRINCIPAL AND INTEREST REQUIREMENTS

Fiscal			
Year	Principal	Interest	Totals
2026	<u>\$ 278,601</u>	<u>11,144</u>	<u>289,745</u>

STATISTICAL SECTION (Unaudited)

This part of the annual comprehensive financial report presents detailed information as a context for understanding what the information in the financial statements, note disclosures, and required supplementary information says about the District's overall financial health.

Financial Trends

These schedules contain trend information to help the reader understand how the District's financial performance and well-being have changed over time.

Revenue Capacity

These schedules contain information to help the reader assess the District's most significant local revenue sources.

Debt Capacity

These schedules present information to help the reader assess the affordability of the District's current levels of outstanding debt and the government's ability to issue additional debt in the future.

Demographic and Economic Information

These schedules offer demographic and economic indicators to help the reader understand the environment within which the District's financial activities take place.

Operating Information

These schedules contain service and infrastructure data to help the reader understand how the information in the District's financial report relates to the services the District provides and the activities it performs.

CHAMPAIGN COUNTY FOREST PRESERVE DISTRICT, ILLINOIS

Net Position by Component - Last Ten Fiscal Years*
December 31, 2025 (Unaudited)

	2016	2017	2018	2019	2020	2021	2022	2023	2024	2025
Governmental Activities										
Net Investment in Capital Assets	\$ 17,837,581	18,975,359	19,393,013	19,230,926	20,325,279	20,158,007	21,256,617	21,596,487	23,297,549	24,283,401
Restricted	590,763	481,300	508,818	967,597	788,846	1,632,122	2,982,403	1,671,386	1,775,147	1,852,779
Unrestricted	1,854,663	1,991,034	1,774,857	1,617,763	2,197,243	2,940,344	1,704,109	3,239,510	3,243,374	4,057,244
Total Governmental Activities Net Position	20,283,007	21,447,693	21,676,688	21,816,286	23,311,368	24,730,473	25,943,129	26,507,383	28,316,070	30,193,424
Business-Type Activities										
Net Investment in Capital Assets	1,268,256	1,174,990	1,140,942	1,270,866	1,197,901	1,167,637	1,196,169	1,370,870	1,389,893	1,381,343
Restricted	—	—	—	39,586	9,721	58,575	174,957	—	—	—
Unrestricted (Deficit)	(126,546)	(129,905)	(308,566)	(277,893)	(121,506)	89,293	237,847	564,131	688,041	737,596
Total Business-Type Activities Net Position	1,141,710	1,045,085	832,376	1,032,559	1,086,116	1,315,505	1,608,973	1,935,001	2,077,934	2,118,939
Primary Government										
Net Investment in Capital Assets	19,105,837	20,150,349	20,533,955	20,501,792	21,523,180	21,325,644	22,452,786	22,967,357	24,687,442	25,664,744
Restricted	590,763	481,300	508,818	1,007,183	798,567	1,690,697	3,157,360	1,671,386	1,775,147	1,852,779
Unrestricted	1,728,117	1,861,129	1,466,291	1,339,870	2,075,737	3,029,637	1,941,956	3,803,641	3,931,415	4,794,840
Total Primary Government Net Position	21,424,717	22,492,778	22,509,064	22,848,845	24,397,484	26,045,978	27,552,102	28,442,384	30,394,004	32,312,363

Data Source: Audited Financial Statements

*Accrual Basis of Accounting

CHAMPAIGN COUNTY FOREST PRESERVE DISTRICT, ILLINOIS

Changes in Net Position - Last Ten Fiscal Years* December 31, 2025 (Unaudited)

	2016	2017	2018	2019	2020	2021	2022	2023	2024	2025
Expenses										
Governmental Activities										
Recreation and Education	\$ 4,034,878	4,007,547	4,301,940	4,052,220	4,123,979	5,003,507	5,030,457	6,074,760	6,699,934	8,054,651
Interest on Long-Term Debt	12,282	10,919	13,742	6,702	11,241	4,980	9,270	5,086	6,841	17,195
Total Governmental Activities Expenses	4,047,160	4,018,466	4,315,682	4,058,922	4,135,220	5,008,487	5,039,727	6,079,846	6,706,775	8,071,846
Business-Type Activities										
Golf Course	896,584	893,214	777,771	814,204	792,406	849,334	952,001	1,155,071	1,343,768	1,470,711
Museum	17,100	8,586	11,236	4,211	14,727	6,218	13,597	14,466	31,473	16,100
Total Business-Type Activities Expenses	913,684	901,800	789,007	818,415	807,133	855,552	965,598	1,169,537	1,375,241	1,486,811
Total Primary Government Expenses	4,960,844	4,920,266	5,104,689	4,877,337	4,942,353	5,864,039	6,005,325	7,249,383	8,082,016	9,558,657
Program Revenues										
Governmental Activities										
Charges for Services										
Recreation and Education	194,553	221,021	231,783	236,066	107,500	260,432	273,488	292,919	359,640	358,595
Operating Grants and Contributions	—	—	18,413	49,895	66,893	38,357	150,801	111,431	97,393	249,732
Capital Grants and Contributions	1,763,892	1,214,357	722,400	6,021	1,135,729	817,860	268,789	100,718	1,776,945	1,840,352
Total Governmental Activities Program Revenues	1,958,445	1,435,378	972,596	291,982	1,310,122	1,116,649	693,078	505,068	2,233,978	2,448,679
Business-Type Activities										
Charges for Services										
Golf Course	639,989	682,333	587,456	741,305	811,222	973,932	1,119,302	1,269,025	1,409,578	1,463,706
Museum	15,134	13,794	12,763	12,387	3,932	8,615	16,819	22,264	19,377	20,854
Operating Grants and Contributions	—	—	—	—	43,170	81,145	131,531	124,730	—	1,100
Total Business-Type Activities Program Revenues	655,123	696,127	600,219	753,692	858,324	1,063,692	1,267,652	1,416,019	1,428,955	1,485,660
Total Primary Government Program Revenues	2,613,568	2,131,505	1,572,815	1,045,674	2,168,446	2,180,341	1,960,730	1,921,087	3,662,933	3,934,339
Net (Expense) Revenue										
Governmental Activities	(2,088,715)	(2,583,088)	(3,343,086)	(3,766,940)	(2,825,098)	(3,891,838)	(4,346,649)	(5,574,778)	(4,472,797)	(5,623,167)
Business-Type Activities	(258,561)	(205,673)	(188,788)	(64,723)	51,191	208,140	302,054	246,482	53,714	(1,151)
Total Primary Government Net (Expense) Revenue	(2,347,276)	(2,788,761)	(3,531,874)	(3,831,663)	(2,773,907)	(3,683,698)	(4,044,595)	(5,328,296)	(4,419,083)	(5,624,318)

CHAMPAIGN COUNTY FOREST PRESERVE DISTRICT, ILLINOIS

Changes in Net Position - Last Ten Fiscal Years - Continued
December 31, 2025 (Unaudited)

	2016	2017	2018	2019	2020	2021	2022	2023	2024	2025
General Revenues and Other Changes in Net Position										
Governmental Activities										
Taxes										
Property Tax	\$ 3,450,357	3,553,781	3,691,889	3,841,107	3,986,051	4,849,473	4,955,426	5,372,411	5,626,167	5,867,834
Intergovernmental										
Replacement Tax	163,046	193,349	156,534	194,611	173,932	305,341	617,811	513,992	350,033	225,750
Other State Taxes	—	—	—	—	—	—	—	—	—	54,099
Investment Income	17,931	33,469	61,000	66,942	23,982	6,963	68,890	241,812	276,807	258,316
Miscellaneous	100,386	60,704	84,153	59,034	131,049	149,166	113,313	77,700	85,535	183,904
Internal Activity - Transfers	(172,753)	(93,529)	(96,258)	(255,156)	11,000	—	—	—	(57,058)	—
Total Governmental Activities	3,558,967	3,747,774	3,897,318	3,906,538	4,326,014	5,310,943	5,755,440	6,205,915	6,281,484	6,589,903
Business-Type Activities										
Investment Income	150	182	406	670	218	218	4,605	23,991	32,161	42,156
Miscellaneous	621	15,337	2,729	9,080	13,861	21,031	10,449	—	—	—
Internal Activity - Transfers	172,753	93,529	96,258	255,156	(11,000)	—	—	—	—	—
Total Business-Type Activities	173,524	109,048	99,393	264,906	3,079	21,249	15,054	23,991	32,161	42,156
Total Primary Government	3,732,491	3,856,822	3,996,711	4,171,444	4,329,093	5,332,192	5,770,494	6,229,906	6,313,645	6,632,059
Changes in Net Position										
Governmental Activities	1,470,252	1,164,686	554,232	139,598	1,500,916	1,419,105	1,408,791	631,137	1,808,687	966,736
Business-Type Activities	(85,037)	(96,625)	(89,395)	200,183	54,270	229,389	317,108	270,473	85,875	41,005
Total Primary Government Changes in Net Position	1,385,215	1,068,061	464,837	339,781	1,555,186	1,648,494	1,725,899	901,610	1,894,562	1,007,741

Data Source: Audited Financial Statements

*Accrual Basis of Accounting

CHAMPAIGN COUNTY FOREST PRESERVE DISTRICT, ILLINOIS

**Fund Balances of Governmental Funds - Last Ten Fiscal Years*
December 31, 2025 (Unaudited)**

	2016	2017	2018	2019	2020	2021	2022	2023	2024	2025
General Fund										
Nonspendable	\$ 6,838	8,482	4,616	10,246	14,287	23,094	26,800	23,207	28,062	11,285
Restricted	27,628	18,573	19,609	20,024	20,173	19,496	19,817	19,817	19,817	—
Committed	74,910	79,943	69,374	66,127	362,081	14,914	6,942	2,492	—	—
Assigned	87,753	87,753	87,753	87,753	87,753	167,753	147,753	147,753	107,753	—
Unassigned	2,008,282	2,308,303	2,300,676	2,506,518	2,206,856	2,532,203	2,164,825	2,731,133	2,489,051	3,227,295
Total General Fund	2,205,411	2,503,054	2,482,028	2,690,668	2,691,150	2,757,460	2,366,137	2,924,402	2,644,683	3,238,580
All Other Governmental Funds										
Nonspendable	19,417	2,510	576	670	544	3,939	2,699	11,395	7,453	212
Restricted	545,471	462,727	489,209	622,759	684,832	1,088,615	1,405,163	1,651,569	1,729,762	1,852,779
Committed	143,014	171,126	190,497	92,652	124,558	226,970	545,259	519,131	118,115	—
Assigned	122,626	30,227	33,708	39,661	39,761	28,521	361,033	417,577	134,260	902,330
Unassigned	—	(45,575)	(996)	5,481	(71,725)	(50,481)	(120,095)	(329,777)	(370,510)	—
Total All Other Governmental Funds	830,528	621,015	712,994	761,223	777,970	1,297,564	2,194,059	2,269,895	1,619,080	2,755,321
Total Governmental Funds	3,035,939	3,124,069	3,195,022	3,451,891	3,469,120	4,055,024	4,560,196	5,194,297	4,263,763	5,993,901

Data Source: Audited Financial Statements

*Modified Accrual Basis of Accounting

CHAMPAIGN COUNTY FOREST PRESERVE DISTRICT, ILLINOIS

Changes in Fund Balances of Governmental Funds - Last Ten Fiscal Years* December 31, 2025 (Unaudited)

	2016	2017	2018	2019	2020	2021	2022	2023	2024	2025
Revenues										
Taxes	\$ 3,450,357	3,553,781	3,691,889	3,841,107	3,986,051	4,849,473	4,955,426	5,372,411	5,626,167	5,867,834
Intergovernmental	163,046	193,349	156,534	194,611	173,932	305,341	617,811	513,992	350,033	279,849
Charges for Services	194,553	221,021	227,000	216,625	102,150	242,376	267,611	290,219	344,264	358,595
Grants and Contributions	288,908	369,694	490,953	311,072	1,245,792	496,404	754,741	225,966	942,329	2,090,084
Investment Income	17,931	33,469	61,000	66,942	23,982	6,963	68,890	241,812	276,807	258,316
Miscellaneous	100,386	60,704	84,153	59,034	131,049	149,166	113,313	77,700	85,535	183,904
Total Revenues	4,215,181	4,432,018	4,711,529	4,689,391	5,662,956	6,049,723	6,777,792	6,722,100	7,625,135	9,038,582
Expenditures										
Recreation and Education	3,214,456	3,333,751	3,366,837	3,554,238	3,714,008	3,921,777	4,292,324	4,927,492	5,723,622	6,031,582
Capital Outlay	818,477	709,294	1,093,522	560,867	1,856,828	1,090,056	1,780,767	1,187,482	2,759,005	2,448,886
Debt Service										
Principal Retirement	210,322	213,244	75,000	75,000	80,000	80,000	—	—	—	264,385
Interest and Fiscal Charges	12,282	10,919	13,742	6,702	11,241	4,980	9,270	5,086	6,841	17,195
Total Expenditures	4,255,537	4,267,208	4,549,101	4,196,807	5,662,077	5,096,813	6,082,361	6,120,060	8,489,468	8,762,048
Excess (Deficiency) of Revenues Over (Under) Expenditures	(40,356)	164,810	162,428	492,584	879	952,910	695,431	602,040	(864,333)	276,534
Other Financing Sources (Uses)										
Debt Issuance	283,566	—	—	—	—	—	—	—	—	542,986
Disposal of Capital Assets	8,646	16,849	4,783	19,441	5,350	18,056	5,877	2,700	15,376	—
Transfers In	91,622	12,690	602,484	47,363	523,153	1,117,748	1,964,673	908,894	1,435,261	228,612
Transfers Out	(264,375)	(106,219)	(698,742)	(302,519)	(512,153)	(1,117,748)	(1,964,673)	(908,894)	(1,492,319)	(228,612)
	119,459	(76,680)	(91,475)	(235,715)	16,350	18,056	5,877	2,700	(41,682)	542,986
Net Change in Fund Balances	79,103	88,130	70,953	256,869	17,229	970,966	701,308	604,740	(906,015)	819,520
Debt Service as a Percentage of Noncapital Expenditures	6.13%	5.96%	2.56%	2.25%	2.40%	2.12%	0.22%	0.10%	0.12%	4.38%

Data Source: Audited Financial Statements

*Modified Accrual Basis of Accounting

CHAMPAIGN COUNTY FOREST PRESERVE DISTRICT, ILLINOIS

**Assessed Value and Actual Value of Taxable Property - Last Ten Tax Levy Years
December 31, 2025 (Unaudited)**

Tax Levy Year	Residential Property	Commercial Property	Industrial Property	Farm	Railroad	Other	Total Taxable Assessed Value	Estimated Actual Taxable Value	Taxable Assessed Ratio of Total Assessed Value to Total Estimated Actual Value	Total Direct Tax Rate
2015	\$ 2,133,660,145	\$ 1,078,800,330	\$ 44,576,850	\$ 343,649,754	\$ 20,389,708	4,518	\$ 3,621,081,305	\$ 10,863,243,915	33.33%	0.0944
2016	2,204,216,203	1,195,394,008	46,060,550	359,974,251	19,619,378	4,518	3,825,268,908	11,475,806,724	33.33%	0.0947
2017	2,280,012,955	1,268,470,886	46,941,750	375,522,375	18,637,901	9,607	3,989,595,474	11,968,786,422	33.33%	0.0923
2018 (1)	2,429,012,610	1,401,174,204	58,656,950	393,697,760	23,698,125	5,795,750	4,312,035,399	12,936,106,197	33.33%	0.0927
2019	2,488,442,890	1,487,622,853	61,682,009	413,164,709	15,534,555	5,601,510	4,472,048,526	13,416,145,578	33.33%	0.0930
2020	2,554,004,364	1,542,605,901	65,542,866	432,347,270	21,631,502	5,436,810	4,621,568,713	13,864,706,139	33.33%	0.1089
2021	2,649,958,863	1,602,932,685	68,617,700	455,449,824	23,726,461	6,848,570	4,807,534,103	14,422,602,309	33.33%	0.1073
2022	2,802,762,442	1,778,914,895	87,683,850	483,196,533	26,449,653	5,569,530	5,184,576,903	15,553,730,709	33.33%	0.1071
2023	3,082,454,243	1,907,786,065	93,517,764	522,998,616	28,947,559	5,544,350	5,641,248,597	16,923,745,791	33.33%	0.1047
2024	3,409,579,090	2,084,355,115	104,361,540	554,273,767	30,756,575	5,363,230	6,188,689,317	18,566,067,951	33.33%	0.1005

Data Source: Office of the County Clerk

Note: Property is assessed at 33.33% of actual value.

(1) County Tax Computation Report format change

CHAMPAIGN COUNTY FOREST PRESERVE DISTRICT, ILLINOIS

**Property Tax Levies and Collections - Last Ten Tax Levy Years
December 31, 2025 (Unaudited)**

Tax Levy Year	Taxes Levied for the Fiscal Year		Collected within the Fiscal Year of the Levy		Collections in Subsequent Years	Total Collections to Date	
	Amount	Percentage of Levy	Amount	Percentage of Levy		Amount	Percentage of Levy
2015	\$ 3,359,197		\$ 3,348,518	99.68%	\$ —	\$ 3,348,518	99.68%
2016	3,429,165		3,415,587	99.60%	—	3,415,587	99.60%
2017	3,530,725		3,516,783	99.61%	—	3,516,783	99.61%
2018	3,849,970		3,819,491	99.21%	—	3,819,491	99.21%
2019	4,004,860		3,954,984	98.75%	—	3,954,984	98.75%
2020	4,831,930		4,657,763	96.40%	—	4,657,763	96.40%
2021	4,943,152		4,928,656	99.71%	—	4,928,656	99.71%
2022	5,335,146		5,327,080	99.85%	—	5,327,080	99.85%
2023	5,662,655		5,626,166	99.36%	—	5,626,166	99.36%
2024	5,950,063		5,867,834	98.62%	—	5,867,834	98.62%

Data Source: Champaign County Clerk - Tax Computation Reports

CHAMPAIGN COUNTY FOREST PRESERVE DISTRICT, ILLINOIS

**Direct and Overlapping Property Tax Rates - Last Ten Tax Levy Years
December 31, 2025 (Unaudited)**

	2015	2016	2017	2018	2019	2020	2021	2022	2023	2024
Direct Rates										
General Corporate	0.0544	0.0560	0.0542	0.0539	0.0540	0.0591	0.0600	0.0594	0.0600	0.0600
General Obligation Bonds	0.0203	0.0178	0.0173	0.0206	0.0199	0.0248	0.0250	0.0250	0.0250	0.0250
Illinois Municipal Retirement	0.0026	0.0037	0.0042	0.0035	0.0036	0.0076	0.0063	0.0085	0.0055	0.0021
Audit	0.0058	0.0061	0.0058	0.0042	0.0047	0.0053	0.0039	0.0025	0.0025	0.0025
Liability Insurance	0.0046	0.0044	0.0043	0.0041	0.0043	0.0056	0.0051	0.0049	0.0048	0.0048
Social Security	0.0005	0.0005	0.0006	0.0006	0.0008	0.0009	0.0009	0.0010	0.0013	0.0005
Improvements and Developments	0.0062	0.0062	0.0059	0.0058	0.0057	0.0056	0.0055	0.0054	0.0051	0.0049
Revenue Recapture	—	—	—	—	—	—	0.0006	0.0004	0.0005	0.0007
Total Direct Tax Rates	0.0944	0.0947	0.0923	0.0927	0.0930	0.1089	0.1073	0.1071	0.1047	0.1005
Overlapping Rates										
Champaign County	0.8636	0.8672	0.8458	0.8157	0.8189	0.8327	0.8342	0.8355	0.8189	0.7890
C-U Public Health District	0.1290	0.1307	0.1267	0.1040	0.1533	0.1327	0.1338	0.1340	0.1317	0.1267
C-U Mass Transit District	0.3282	0.3332	0.3235	0.3313	0.3343	0.3428	0.3466	0.3504	0.3450	0.3335
Rantoul-Ludlow Cemetery District	0.0710	0.0719	0.0721	0.0720	0.0701	0.0535	0.0524	0.0672	0.0634	0.0588
Community College (1)	0.5746	0.5859	0.5812	0.5707	0.5358	0.5409	0.5382	0.5446	0.5472	0.5647
K-12 School Districts (1)	4.9070	4.9680	5.0289	4.6394	4.6111	4.6390	4.6276	4.5585	4.5680	4.6389
Cities & Villages (1)	0.6260	0.6018	0.5639	0.6061	1.1769	1.1937	1.1749	1.1719	1.0660	0.5986
Fire Districts (1)	0.3170	0.3157	0.3150	0.3059	0.2925	0.2916	0.2862	0.2872	0.2778	0.2803
Park Districts (1)	0.6376	0.6480	0.6348	0.6322	0.8107	0.8165	0.8230	0.8290	0.6230	0.5878
Library Districts (1)	0.2226	0.2229	0.2245	0.2235	0.2175	0.2185	0.2183	0.2147	0.2480	0.1696
Townships (1)	0.7242	0.7066	0.6880	0.7278	0.1473	0.1973	0.1952	0.1990	0.2246	0.6427
Total Overlapping Tax Rates	9.4008	9.4519	9.4044	9.0286	9.1684	9.2592	9.2304	9.1920	8.9136	8.7906
Total Direct and Overlapping Rates	9.4952	9.5466	9.4967	9.1213	9.2614	9.3681	9.3377	9.2991	9.0183	8.8911

Data Source: Office of the County Clerk

Notes:

(1) Average rates are reported due to the large number of taxing bodies in Champaign County with various boundaries and providing various services - see schedule B-6

CHAMPAIGN COUNTY FOREST PRESERVE DISTRICT, ILLINOIS

Illinois Taxing Districts

December 31, 2025 (Unaudited)

See Following Page

CHAMPAIGN COUNTY FOREST PRESERVE DISTRICT, ILLINOIS

**Illinois Taxing Districts
December 31, 2025 (Unaudited)**

School Districts	Cities & Villages	Townships	Township Roads & Bridges	Township Permanent Roads	Fire Districts	Multi-Township Assessors
<i>--Grade Schools--</i>	Allerton	Ayers	Ayers	Ayers	Allerton	Ayers-Raymond-South Homer
Armstrong-Ellis	Bondville	Brown	Brown	Brown	Broadlands-Longview	Sadorus-Colfax
Gifford	Broadlands	Champaign	Champaign	Champaign	Carroll	Harwood-Kerr-Compromise
Ludlow	Champaign	Colfax	Colfax	Colfax	Cherry Hills	Condit-East Bend-
Prairieview-Ogden	Fisher	Compromise	Compromise	Compromise	Cornbelt	Hensley-Newcomb
Rantoul	Foosland	Condit	Condit	Condit	Eastern Prairie	Pesotum-Crittenden
St. Joseph	Gifford	Crittenden	Crittenden	Crittenden	Edge Scott	Ogden-Stanton
Thomasboro	Homer	Cunningham	East Bend	East Bend	Gifford	Rantoul-Ludlow
	Ivesdale	East Bend	Harwood	Harwood	Homer	
<i>--High Schools--</i>	Longview	Harwood	Hensley	Hensley	Ivesdale	<u>Library Districts</u>
Armstrong Township	Ludlow	Hensley	Kerr	Kerr	Lincolnshire	
Rantoul Township	Mahomet	Kerr	Ludlow	Ludlow	Ludlow	Bement
St. Joseph-Ogden	Ogden	Ludlow	Mahomet	Mahomet	Northern Piatt	Camargo Township
	Pesotum	Mahomet	Newcomb	Newcomb	Ogden-Royal	Mahomet
<i>--Unit Schools--</i>	Philo	Newcomb	Ogden	Ogden	Pesotum	Moyer District
Arthur	Rantoul	Ogden	Pesotum	Pesotum	Philo	Philo
Atwood-Hammond	Royal	Pesotum	Philo	Philo	Rolling Acres	Tolono
Bement	Sadorus	Philo	Rantoul	Rantoul	Sadorus	
Champaign	St. Joseph	Rantoul	Raymond	Raymond	Sangamon Valley	<u>Park Districts</u>
Fisher	Savoy	Raymond	Sadorus	Sadorus	Scott	
Gibson City-Melvin-Sibley	Sidney	Sadorus	Scott	Scott	Sidney	Champaign
Heritage	Thomasbor	Scott	Sidney	Sidney	St. Joseph-Stanton	Rantoul
Mahomet-Seymour	Tolono	Sidney	Somer	Somer	Thomasboro	Tolono
Monticello	Urbana	Somer	South Homer	South Homer	Tolono	Urbana
Oakwood		South Homer	Stanton	Stanton	Windsor Park	
Paxton-Buckley-Loda		Stanton	St. Joseph	St. Joseph		
Tolono		St. Joseph	Tolono	Tolono		
Tuscola		Tolono	Urbana	Urbana		
Urbana		Urbana				
Villa Grove						

<u>Drainage Districts in Champaign County</u>		<u>Miscellaneous</u>	<u>Summary of Taxing Districts by Type</u>	
Drainage Districts	80	Champaign County	Townships	29
Drainage Subdistricts	<u>246</u>	Champaign County Forest Preserve	Township Roads & Bridges	28
Total Drainage Districts	326	Champaign-Urbana Mass Transit	School Districts	25
		Champaign-Urbana Public Health	Fire Districts	25
<u>Community Colleges</u>		Urbana-Champaign Sanitary District	Cities & Villages	24
		Rantoul-Ludlow Cemetery District	TIF Districts	20
Parkland			Multi-Township Assessors	8
Danville Area			Library Districts	6
			Park Districts	4
			Miscellaneous	6
			Community Colleges	<u>2</u>
			Total Taxing Districts	177

CHAMPAIGN COUNTY FOREST PRESERVE DISTRICT, ILLINOIS

**Principal Property Tax Payers - Current Tax Levy Year and Nine Tax Levy Years Ago
December 31, 2025 (Unaudited)**

Taxpayer	2024			2015		
	Taxable Assessed Value	Rank	Percentage of Total District Taxable Assessed Value	Taxable Assessed Value	Rank	Percentage of Total District Taxable Assessed Value
Green Street Realty	\$ 47,336,360	1	0.76%			
Regency Legends LLC	26,589,130	2	0.43%			
The Carle Foundation	23,999,980	3	0.39%			
Core Champaign Daniel LLC	22,581,480	4	0.36%			
Illinois American Water	21,822,220	5	0.35%	\$ 12,182,530	6	0.34%
Urbana Illinois Property Co. LLC	19,333,330	6	0.31%			
Kraft Heinz Foods Co	18,797,870	7	0.30%	15,061,310	3	0.42%
Champaign Marketplace LLC	17,931,990	8	0.29%	21,249,320	2	0.59%
GRE UIRP Owner LLC c/o GEM Realty	17,683,910	9	0.29%			
Premier Cooperative Inc	17,252,440	10	0.28%	10,294,890	10	0.28%
Campus Property Management				23,586,650	1	0.65%
Bankier Family				13,543,730	4	0.37%
Lexington Realty Trust				12,535,540	5	0.35%
One Illinois LLC				11,496,350	7	0.32%
Shapland Realty LLC				11,400,270	8	0.31%
Wal-Mart				11,149,660	9	0.31%
Total	<u>233,328,710</u>		<u>3.77%</u>	<u>142,500,250</u>		<u>3.94%</u>

Data Source: Champaign County Supervisor of Assessments & Champaign County Clerk Offices

CHAMPAIGN COUNTY FOREST PRESERVE DISTRICT, ILLINOIS

**Schedule of Legal Debt Margin - Last Ten Tax Levy Years
December 31, 2025 (Unaudited)**

Tax Levy Year	Equalized Assessed Valuation (1)	Legal Debt Limit (2.3%) (2)	Total Net Debt Applicable to Limit	Legal Debt Margin	Debt Applicable As Percentage of EAV	Debt Applicable As Percentage of Debt Limit
2015	\$ 3,621,081,305	\$ 83,284,870	\$ 450,000	\$ 82,834,870	0.01%	0.54%
2016	3,825,268,908	87,981,185	523,244	87,457,941	0.01%	0.60%
2017	3,989,595,474	91,760,696	310,000	91,450,696	0.01%	0.34%
2018	4,312,035,399	99,176,814	235,000	98,941,814	0.01%	0.24%
2019	4,472,048,526	102,857,116	160,000	102,697,116	—%	0.16%
2020	4,621,568,713	106,296,080	80,000	106,216,080	—%	0.08%
2021	4,807,534,103	110,573,284	—	110,573,284	—%	—%
2022	5,184,576,903	119,245,269	110,649	119,134,620	—%	0.09%
2023	5,641,248,597	129,748,718	84,859	129,663,859	—%	0.07%
2024	6,188,689,317	142,339,854	278,601	142,061,253	—%	0.20%

Data Source: Annual Financial Reports

(1) Equalized assessed values are per the County Clerk and are reported net of exemptions, tax increment financing and enterprise

(2) Debt limit is per Illinois Compiled Statutes 70 ILCS 805/13

CHAMPAIGN COUNTY FOREST PRESERVE DISTRICT, ILLINOIS

**Ratios of Outstanding Debt by Type - Last Ten Fiscal Years
December 31, 2025 (Unaudited)**

Fiscal Year	Governmental Activities General Obligation Bonds	Business- Type Activities Leases	Total Primary Government	Outstanding Debt as Percentage of Personal Income (1)	Ratio of Outstanding Debt Per Capita (1)
2016	\$ 523,244	\$ 143,570	\$ 666,814	0.01%	\$ 3.20
2017	310,000	96,988	406,988	—%	1.94
2018	235,000	49,273	284,273	—%	1.35
2019	160,000	—	160,000	—%	0.76
2020	80,000	—	80,000	—%	0.39
2021	—	—	—	—%	—
2022	—	110,649	110,649	—%	0.54
2023	—	84,859	84,859	—%	0.41
2024	—	57,859	57,859	—%	0.27
2025	278,601	29,592	308,193	—%	1.47

Data Source: Audited Financial Statements

(1) See the Schedule of Demographic and Economic Statistics for personal income and population data.

CHAMPAIGN COUNTY FOREST PRESERVE DISTRICT, ILLINOIS

**Demographic and Economic Statistics - Last Ten Fiscal Years
December 31, 2025 (Unaudited)**

Fiscal Year	Population (1)	Personal Income (In Thousands) (2)	Per Capita Personal Income (2)	Labor Force (3)	Unemployment Rate (3)	Registered Voters (4)	Voter Turnout (4)	School Enrollment (5)
2016	208,419	\$ 8,926,377	\$ 43	105,140	5.1%	134,352	69.10%	23,867
2017	210,104	9,056,828	43	104,527	4.2%	134,241	20.00%	24,995
2018	209,983	9,518,119	45	105,669	4.4%	124,057	64.60%	24,146
2019	209,689	9,638,732	46	108,722	3.8%	128,252	13.50%	24,245
2020	205,865	10,129,718	49	109,089	7.9%	122,255	78.70%	23,361
2021	205,943	11,252,306	55	108,489	4.8%	120,965	13.30%	24,787
2022	206,542	11,283,959	55	109,792	3.8%	117,631	57.00%	24,278
2023	205,644	12,099,614	59	111,823	4.1%	136,443	14.10%	24,867
2024	212,374	12,711,252	60	109,424	4.2%	136,827	66.50%	25,275
2025	209,972	N/A	N/A	N/A	N/A	121,905	18.40%	25,157

Data Sources:

(1) U.S. Census Bureau

(2) U.S. Dept. of Commerce - Bureau of Economic Analysis.

(3) Illinois Dept. of Employment Security; figures are annual averages accumulated by place of residence.

(4) County Clerk; figures are shown for general election years only.

(5) Regional Office of Education for Champaign and Ford Counties and Illinois Dept. of Education; figures include elementary and secondary public schools in Champaign County.

N/A - Not Available

CHAMPAIGN COUNTY FOREST PRESERVE DISTRICT, ILLINOIS

**Principal Employers - Current Fiscal Year and Nine Fiscal Years Ago
December 31, 2025 (Unaudited)**

Employer	2025			2016		
	Employees	Rank	Percentage of Total District Employment	Employees	Rank	Percentage of Total District Employment
University of Illinois at Urbana Champaign	14,676	1	13.36%	14,817	1	15.81%
Carle Foundation Hospital and Clinic	8,189	2	7.45%	6,438	2	6.87%
Champaign School District	1,980	3	1.80%	2,088	3	2.23%
Christie Clinic	981	4	0.89%	900	8	0.96%
Kraft Foods, Inc.	980	5	0.89%	925	7	0.99%
County of Champaign	950	6	0.86%	1,173	4	1.25%
Urbana School District	860	7	0.78%	1,044	5	1.11%
OSF Healthcare	798	8	0.73%	774	10	0.83%
PlastiPak Packaging, Inc.	702	9	0.64%			
Parkland Community College	621	10	0.57%	1,012	6	1.08%
FedEx				815	9	0.87%
Total	<u>30,737</u>		<u>27.98%</u>	<u>29,986</u>		<u>32.00%</u>
Total Employment in Champaign County	109,862			93,700		

Data Source: Champaign County AFR (Champaign County Economic Development Corporation and the Illinois Department of Employment Security)

CHAMPAIGN COUNTY FOREST PRESERVE DISTRICT, ILLINOIS

**Non-Agricultural Employment Statistics
December 31, 2025 (Unaudited)**

Fiscal Year	Manufacturing	Construction	Transportation and Utilities	Wholesale and Retail Trade	Leisure and Hospitality	Private Education and Health Care	Other Services	Government	Total
2016	6,831	3,006	2,807	12,422	10,841	13,611	16,723	35,106	101,347
2017	6,566	2,925	2,910	12,324	11,114	13,931	16,892	35,713	102,375
2018	6,276	3,009	2,866	12,137	11,092	13,824	17,575	35,714	102,493
2019	10,774	4,478	4,257	17,026	13,675	18,124	20,027	46,538	134,899
2020	6,591	3,369	2,898	11,591	8,315	15,153	19,085	40,227	107,229
2021	7,700	3,800	3,600	12,700	10,400	18,300	18,000	38,900	113,400
2022	6,783	3,458	3,168	10,816	9,567	15,817	22,491	46,000	118,100
2023	6,968	3,785	3,115	11,560	10,433	15,783	24,156	47,000	122,800
2024	8,300	3,900	3,700	13,600	11,900	19,300	18,000	44,600	123,300
2025	8,100	4,100	3,600	13,400	11,900	19,400	17,700	44,600	122,800

Data Source: Illinois Dept. of Employment Security - Economic Information & Analysis Division, Current Employment Statistics Program - QCEW

CHAMPAIGN COUNTY FOREST PRESERVE DISTRICT, ILLINOIS

**Full-Time Equivalent Employees by Function/Program - Last Ten Fiscal Years
December 31, 2025 (Unaudited)**

Function/Program	2016	2017	2018	2019	2020	2021	2022	2023	2024	2025
General Government										
Full-Time	12	11	10	10	12	12	15	15	15	13
Part-Time	5	5	6	5	3	1	1	1	1	1
Seasonal	—	—	1	1	—	—	—	—	—	—
Total General Government	17	16	17	16	15	13	16	16	16	14
Education										
Full-Time	6	6	6	7	7	7	7	7	9	9
Part-Time	8	9	9	8	8	9	9	9	11	11
Seasonal	6	6	6	6	6	2	2	2	4	4
Total Education	20	21	21	21	21	18	18	18	24	24
Natural Resources										
Full-Time	4	4	4	4	5	5	5	5	5	5
Seasonal	1	1	2	1	1	1	1	1	1	1
Total Natural Resources	5	5	6	5	6	6	6	6	6	6
Recreation										
Full-Time	16	16	16	18	18	21	24	25	24	30
Part-Time	5	6	7	9	8	9	19	8	8	8
Seasonal	33	34	34	33	44	44	43	43	43	49
Total Recreation	54	56	57	60	70	74	86	76	75	87
Totals	96	98	101	102	112	111	126	116	121	131

Data Source: District Records

CHAMPAIGN COUNTY FOREST PRESERVE DISTRICT, ILLINOIS

**Operating Indicators by Function/Program - Last Ten Fiscal Years
December 31, 2025 (Unaudited)**

Function/Program	2016	2017	2018	2019	2020	2021	2022	2023	2024	2025
Natural Resources										
District Acreage	3,919	3,919	3,919	3,919	4,036	4,036	4,041	4,042	4,067	4,067
Percent of County (1)	0.61%	0.61%	0.61%	0.61%	0.63%	0.63%	0.63%	0.63%	0.64%	0.64%
Acerage Restored	N/A	1,510	1,534	1,574	1,584	1,589	1,585	1,599	1,599	921
Museum and Education										
Museum Visitation (2)	11,618	12,059	12,576	12,757	2,000	3,779	9,201	9,490	10,877	11,554
Interpretive Center (2)	3,696	2,920	3,366	3,079	942	1,505	2,725	2,013	2,103	1,910
School Programs (2)	8,549	8,458	8,764	10,828	—	3,949	5,034	4,972	4,930	5,948
Public Programs (2)	8,351	7,577	11,067	10,770	—	24,833	8,848	5,643	5,677	6,665
Golf										
Paid Rounds	24,597	25,763	20,430	28,331	30,123	32,624	36,213	40,352	42,769	46,544
Merchandise Sales	114,212	98,040	101,475	107,405	119,243	103,302	135,797	154,811	167,632	171,847
Food Service	85,135	79,796	78,568	72,116	84,046	72,700	103,084	120,612	137,737	149,590
Camping Stays	1,251	1,298	1319	1,421	1,264	2,274	2,038	2,200	2,007	2,057
Pavilion Rentals	365	372	374	409	119	355	459	458	448	490

Data Source: District Records

Notes:

(1) 2016 to 2019 percentages are corrected from previously stated.

(2) COVID-19 closed the Museum of the Grand Prairie and Homer Lake Interpretive Center for most of 2020 and restricted visitation in 2021.

CHAMPAIGN COUNTY FOREST PRESERVE DISTRICT, ILLINOIS

**Capital Asset Statistics by Function/Program - Last Ten Fiscal Years
December 31, 2025 (Unaudited)**

Function/Program	2016	2017	2018	2019	2020	2021	2022	2023	2024	2025
Total Acreage (1)	3,919	3,919	3,919	3,919	4,036	4,036	4,041	4,041	4,067	4,067
Number of Preserves	5	6	6	6	7	7	7	7	7	7
Total Buildings	27	27	27	27	27	27	27	27	26	26
Number of Vehicles	30	29	29	29	29	29	29	28	33	33
Mileage of Roads	10	10	10	10	10	10	10	10	10	10
Number of Bridges	9	9	9	9	9	9	9	9	9	9
Number of Dams	2	2	2	2	2	2	2	2	2	2
Mileage of Trails	39	46	46	42	42	42	42	44	44	44
Number of Playgrounds	7	7	7	7	7	7	7	4	4	4
Number of Campgrounds	1	1	1	1	1	1	1	1	1	1
Number of Golf Courses	2	2	2	2	2	2	2	2	2	2
Number of Museums	1	1	1	1	1	1	1	1	1	1
Number of Interpretive Centers	1	1	1	1	1	1	1	1	1	1
Number of Pavilions (Rentable)	11	11	11	11	12	12	12	11	13	13
Number of Shelters (FCFS)	19	19	18	18	18	18	19	21	21	21
Number of Dog Training Areas	1	1	1	1	1	1	1	1	1	1
Number of Volleyball Courts	9	9	9	9	7	7	7	5	5	5
Number of Stand Alone Restrooms	16	16	16	16	16	16	16	16	16	17
Number of Residences	4	4	4	4	3	3	4	4	4	4

Data Source: District Records

Notes:

(1) The District's component unit, the Forest Preserve Friends Foundation, holds an additional 13.62 acre tract, Old Homer Park.

**INDEPENDENT AUDITOR'S REPORT ON INTERNAL CONTROL OVER
FINANCIAL REPORTING AND ON COMPLIANCE AND OTHER MATTERS
BASED ON AN AUDIT OF FINANCIAL STATEMENTS PERFORMED IN
ACCORDANCE WITH *GOVERNMENTAL AUDITING STANDARDS***



**INDEPENDENT AUDITOR'S REPORT ON INTERNAL CONTROL OVER FINANCIAL REPORTING
AND ON COMPLIANCE AND OTHER MATTERS BASED ON AN AUDIT OF FINANCIAL
STATEMENTS PERFORMED IN ACCORDANCE WITH GOVERNMENTAL AUDITING STANDARDS**

June 2, 2026

Members of the Board of Commissioners
Champaign County Forest Preserve District
Wheaton, Illinois

We have audited, in accordance with the auditing standards generally accepted in the United States of America and the standards applicable to financial audits contained in *Government Auditing Standards* issued by the Comptroller General of the United States, the financial statements of the governmental activities, the business-type activities, the discretely presented component unit, each major fund, and the aggregate remaining fund information of the Champaign County Forest Preserve District (the District), Illinois, as of and for the year ended December 31, 2025, and the related notes to the financial statements, which collectively comprise the District's basic financial statements, and have issued our report thereon dated June 2, 2026. Our report includes a reference to other auditors who audited the financial statements of component unit, as described in our report on the District's financial statements. This report does not include the results of the other auditors' testing of internal control over financial reporting or compliance and other matters that are reported on separately by those auditors.

Report on Internal Control Over Financial Reporting

In planning and performing our audit of the financial statements, we considered the District's internal control over financial reporting (internal control) as a basis for designing audit procedures that are appropriate in the circumstances for the purpose of expressing our opinions on the financial statements, but not for the purpose of expressing an opinion on the effectiveness of the District's internal control. Accordingly, we do not express an opinion on the effectiveness of the District's internal control.

A deficiency in internal control exists when the design or operation of a control does not allow management or employees, in the normal course of performing their assigned functions, to prevent, or detect and correct, misstatements, on a timely basis. *A material weakness* is a deficiency, or a combination of deficiencies, in internal control, such that there is a reasonable possibility that a material misstatement of the District's financial statements will not be prevented, or detected and corrected, on a timely basis. *A significant deficiency* is a deficiency, or a combination of deficiencies, in internal control that is less severe than a material weakness, yet important enough to merit attention by those charged with governance.

Our consideration of internal control was for the limited purpose described in the first paragraph of this section and was not designed to identify all deficiencies in internal control that might be material weaknesses or, significant deficiencies. Given these limitations, during our audit we did not identify any deficiencies in internal control that we consider to be material weaknesses. However, material weaknesses or significant deficiencies may exist that were not identified.

Report on Compliance and Other Matters

As part of obtaining reasonable assurance about whether the District's financial statements are free from material misstatement, we performed tests of its compliance with certain provisions of laws, regulations, contracts, and grant agreements, noncompliance with which could have a direct and material effect on the financial statements. However, providing an opinion on compliance with those provisions was not an objective of our audit, and accordingly, we do not express such an opinion. The results of our tests disclosed no instances of noncompliance or other matters that are required to be reported under *Government Auditing Standards*.

Purpose of this Report

The purpose of this report is solely to describe the scope of our testing of internal control and compliance and the results of that testing, and not to provide an opinion on the effectiveness of the District's internal control or on compliance. This report is an integral part of an audit performed in accordance with *Government Auditing Standards* in considering the District's internal control and compliance. Accordingly, this communication is not suitable for any other purpose.

Lauterbach & Amen, LLP

LAUTERBACH & AMEN, LLP

CHAMPAIGN COUNTY FOREST
PRESERVE DISTRICT, ILLINOIS

MANAGEMENT LETTER

FOR THE FISCAL YEAR ENDED
DECEMBER 31, 2025

PO Box 1040
Mahomet, IL 61853
Phone: 217.586.3360
www.champaignforests.org



June 2, 2026

Members of the Board of Commissioners
Champaign County Forest Preserve District
Mahomet, Illinois

In planning and performing our audit of the financial statements of the Champaign County Forest Preserve District (the District), Illinois, for the year ended December 31, 2025, we considered its internal control structure in order to determine our auditing procedures for the purpose of expressing our opinion on the financial statements and not to provide assurance on the internal control structure.

We do not intend to imply that our audit failed to disclose commendable aspects of your system and structure. For your consideration, we herein submit our comments and suggestions which are designed to assist in effecting improvements in internal controls and procedures. Those less-significant matters, if any, which arose during the course of the audit, were reviewed with management as the audit field work progressed.

The accompanying comments and recommendations are intended solely for the information and use of the Board and senior management of the Champaign County Forest Preserve District, Illinois.

We will review the status of these comments during our next audit engagement. We have already discussed many of these comments and suggestions with various District personnel. We would be pleased to discuss our comments and suggestions in further detail with you at your convenience, to perform any additional study of these matters, or to review the procedures necessary to bring about desirable changes.

We commend the finance department for the well prepared audit package and we appreciate the courtesy and assistance given to us by the entire District staff.

Lauterbach & Amen, LLP

LAUTERBACH & AMEN, LLP

CURRENT RECOMMENDATIONS

1. IT SECURITY AWARENESS AND MONITORING OF EMERGING RISKS

Comment

Recently, we have noted the increasing importance of information technology (IT) security for local governments. While we did not identify a specific security breach during our auditing procedures, we have noted increased risks to local governments in the following areas of IT security:

- Ransomware and Phishing Attacks – Increasingly targeted at local governments due to limited IT staffing and valuable public data.
- Multi-Factor Authentication (MFA) – This is now considered a minimum standard of protection for access to email, financial systems and remote logins.
- Vendor and Third-Party Risk – Cloud service providers, software vendors, and contractors may present risks if not adequately monitored.
- Data Backup and Recovery – Secure, tested backups are critical to minimize downtime and financial loss in the event of an incident.
- Staff Awareness and Training – Many breaches in local government occur due to human error; regular training and simulated testing can help reduce exposure.
- Physical Security – Theft, vandalism, sabotage, and accidental damage could result from issues with Physical Security.

Recommendation

We recommend that the District continue to increase awareness around IT security issues by:

- Engaging in ongoing monitoring of cyber security trends affecting local governments.
- Incorporating regular staff training on phishing and other social engineering tactics.
- Periodically reviewing policies for password strength, MFA, and incident response.
- Ensuring vendor contracts address security standards and data protection.
- Implementation of data backup and recovery plans
- Controls over restriction of physical access to Village data
- Implementing computer access password controls

By increasing awareness and preparedness, the District can reduce the likelihood of a security incident, protect sensitive constituent and financial data, and help to ensure continuity of operations.

Management Response

The District considers IT security and awareness to be an important component of financial security. We keep up to date on trends through our IL Parks and Recreation Association's IT Networking Committee, and receive additional alerts through the Multi-State Information Sharing and Analysis Center (MS-ISAC). We require staff complete three to four training modules quarterly to biannually through the KnowBe4 system, on topics related to phishing, AI, and other cybersecurity issues of concern. We also manage simulated phishing attacks through this system to ensure our staff are correctly responding, and require additional training when they do not. We have restriction controls on, and require use of, Forest Preserve administered computers to conduct Forest Preserve business. MFA is required for log-ins to these computers. Our data is stored on the cloud, and is backed up and recoverable through our Microsoft 365 business accounts.

CURRENT RECOMMENDATIONS - Continued

2. FUNDS OVER BUDGET

Comment

During our current year-end audit procedures, we noted that the following funds had an excess of actual expenditures over budget for the fiscal year:

Fund	Excess
Public Accounts Audit	\$ 16,083
Illinois Municipal Retirement	19,436
Debt Service	272,280

Recommendation

We recommend the District investigate the causes of the funds over budget and adopt appropriate future funding measures.

Management Response

Management acknowledges this comment and will work to correct it in the coming year.

UPCOMING STANDARD

1. **GASB STATEMENT NO. 104 DISCLOSURE OF CERTAIN CAPITAL ASSETS**

In September 2024, the Governmental Accounting Standards Board (GASB) issued Statement No. 104, *Disclosure of Certain Capital Assets*, which provide users of government financial statements with essential information about certain types of capital assets. This statement establishes requirements for (1) Certain types of capital assets to be disclosed separately in the capital assets note disclosures, and (2) Capital assets held for sale, including additional disclosures for those capital assets. GASB Statement No. 104, *Disclosure of Certain Capital Assets* is applicable to the District's financial statements for the year ended December 31, 2026.



June 2, 2026

Members of the Board of Commissioners
Champaign County Forest Preserve District
Mahomet, Illinois

We have audited the financial statements of the governmental activities, the business-type activities, the discretely presented component unit, each major fund, and the aggregate remaining fund information of the Champaign County Forest Preserve District (the District), Illinois for the year ended December 31, 2025. Professional standards require that we provide you with information about our responsibilities under generally accepted auditing standards (and, if applicable, *Government Auditing Standards* and the Uniform Guidance), as well as certain information related to the planned scope and timing of our audit. We have communicated such information to you in our engagement letter. Professional standards also require that we communicate to you the following information related to our audit.

Significant Audit Findings

Qualitative Aspects of Accounting Practices

Management is responsible for the selection and use of appropriate accounting policies. The significant accounting policies used by the District are described in the Note 1 to the financial statements. No new accounting policies were adopted, and the application of existing policies was not changed during the year ended December 31, 2025, except for the implementation of GASB Statement No. 103, *Financial Reporting Model Improvements*. We noted no transactions entered into by the District during the year for which there is a lack of authoritative guidance or consensus. All significant transactions have been recognized in the financial statements in the proper period.

Accounting estimates are an integral part of the financial statements prepared by management and are based on management's knowledge and experience about past and current events and assumptions about future events. Certain accounting estimates are particularly sensitive because of their significance to the financial statements and because of the possibility that future events affecting them may differ significantly from those expected. The most sensitive estimates affecting the governmental and business-type activities' financial statements are noted below.

Management's estimates of the:

- Depreciation/amortization expense on capital assets is based on estimated useful lives of the underlying capital assets
- Net pension related accounts are based on estimated assumptions used by the actuary
- Total OPEB related accounts are based on estimated assumptions used by the actuary
- Functional expenses are based on allocation of expenses among program services, management and general, and fundraising is based on estimated methodologies and assumptions regarding the nature and purpose of costs incurred

We evaluated the key factors and assumptions used to develop the above estimates in determining that it is reasonable in relation to the financial statements taken as a whole.

Significant Audit Findings - Continued

Qualitative Aspects of Accounting Practices - Continued

The financial statement disclosures are neutral, consistent, and clear.

Difficulties Encountered in Performing the Audit

We encountered no significant difficulties in dealing with management in performing and completing our audit.

Corrected and Uncorrected Misstatements

Professional standards require us to accumulate all known and likely misstatements identified during the audit, other than those that are clearly trivial, and communicate them to the appropriate level of management. Any material misstatements detected as a result of audit procedures were corrected by management.

Disagreements with Management

For purposes of this letter, a disagreement with management is a financial accounting, reporting, or auditing matter, whether or not resolved to our satisfaction, that could be significant to the financial statements or the auditor's report. We are pleased to report that no such disagreements arose during the course of our audit.

Management Representations

We have requested certain representations from management that are included in the management representation letter dated June 2, 2026.

Management Consultations with Other Independent Accountants

In some cases, management may decide to consult with other accountants about auditing and accounting matters, similar to obtaining a "second opinion" on certain situations. If a consultation involves application of an accounting principle to the District's financial statements or a determination of the type of auditor's opinion that may be expressed on those statements, our professional standards require the consulting accountant to check with us to determine that the consultant has all the relevant facts. To our knowledge, there were no such consultations with other accountants.

Other Audit Findings or Issues

We generally discuss a variety of matters, including the application of accounting principles and auditing standards, with management each year prior to retention as the District's auditors. However, these discussions occurred in the normal course of our professional relationship and our responses were not a condition to our retention.

Other Matters

We applied certain limited procedures to the required supplementary information (RSI), as listed in the table of contents, that supplements the basic financial statements. Our procedures consisted of inquiries of management regarding the methods of preparing the information and comparing the information for consistency with management's responses to our inquiries, the basic financial statements, and other knowledge we obtained during our audit of the basic financial statements. We did not audit the RSI and do not express an opinion or provide any assurance on the RSI.

We were engaged to report on the other supplementary information and supplemental schedule, as listed in the table of contents, which accompany the financial statements but are not RSI. With respect to this supplementary information, we made certain inquiries of management and evaluated the form, content, and methods of preparing the information to determine that the information complies with the accounting principles generally accepted in the United States of America, the method of preparing it has not changed from the prior period, and the information is appropriate and complete in relation to our audit of the financial statements. We compared and reconciled the supplementary information to the underlying accounting records used to prepare the financial statements or to the financial statements themselves.

We were not engaged to report on the introductory section and statistical section, which accompany the financial statements but are not RSI. Such information has not been subjected to the auditing procedures applied in the audit of the basic financial statements, and accordingly, and we do not express an opinion or provide any assurance on it.

Restrictions on Use

This information is intended solely for the use of the Board of Commissioners and management of the District and is not intended to be, and should not be, used by anyone other than these specified parties.

We wish to express our gratitude to the Board of Commissioners and staff (in particular the Finance Department) of the Champaign County Forest Preserve District, Illinois for their valuable cooperation throughout the audit engagement.

Lauterbach & Amen, LLP

LAUTERBACH & AMEN, LLP



June 2, 2026

Members of the Board of Commissioners
Champaign County Forest Preserve District
Mahomet, Illinois

In planning and performing our audit of the financial statements of the governmental activities, the business-type activities, the discretely presented component unit, each major fund, and the aggregate remaining fund information of the Champaign County Forest Preserve District (the District), Illinois, as of and for the year ended December 31, 2025, in accordance with auditing standards generally accepted in the United States of America, we considered the District's system of internal control over financial reporting (internal control) as a basis for designing our auditing procedures that are appropriate in the circumstances for the purpose of expressing our opinions on the financial statements, but not for the purpose of expressing an opinion on the effectiveness of the District's internal control. Accordingly, we do not express an opinion on the effectiveness of the District's internal control.

Our consideration of internal control was for the limited purpose described in the preceding paragraph and was not designed to identify all deficiencies in internal control that might be material weaknesses or significant deficiencies and therefore material weaknesses or significant deficiencies may exist that were not identified. However, as discussed below, we identified certain deficiencies in internal control that we consider to be material weaknesses.

A deficiency in internal control exists when the design or operation of a control does not allow management or employees, in the normal course of performing their assigned functions, to prevent, or detect and correct misstatements on a timely basis. A material weakness is a deficiency, or a combination of deficiencies in internal control, such that there is a reasonable possibility that a material misstatement of the District's financial statements will not be prevented, or detected and corrected, on a timely basis. We consider the following deficiency in the District's internal control to be a material weakness: The District audit resulted in a material restatement to fund balance/net position that was detected by auditing procedures.

A significant deficiency is a deficiency, or a combination of deficiencies, in internal control that is less severe than a material weakness, yet important enough to merit attention by those charged with governance. We did not identify any deficiencies in internal control that we consider to be significant deficiencies.

This communication is intended solely for the information and use of management, Champaign County Forest Preserve District's Board of Commissioners, and others within the District, and is not intended to be and should not be used by anyone other than these specified parties.

Lauterbach & Amen, LLP

LAUTERBACH & AMEN, LLP



INDEPENDENT AUDITOR'S REPORT ON SUPPLEMENTARY INFORMATION

June 2, 2026

Members of the Board of Commissioners
Champaign County Forest Preserve District
Mahomet, Illinois

We have audited the financial statements of the governmental activities, the business-type activities, each major fund, the discretely presented component unit, and the aggregate remaining fund information of the Champaign County Forest Preserve District (the District), Illinois, as of and for the year ended December 31, 2025, and the related notes to the financial statements, which collectively comprise District's basic financial statements. We issued our report thereon dated June 2, 2026, which contained unmodified opinions on those financial statements.

Our audit was performed for the purpose of forming opinions on the financial statements that collectively comprise the basic financial statements. The Consolidated Year-End Financial Report is presented for purposes of additional analysis and is not a required part of the basic financial statements. Such information is the responsibility of management and was derived from and relates directly to the underlying accounting and other records used to prepare the basic financial statements. The information has been subjected to the auditing procedures applied in the audit of the basic financial statements and certain additional procedures, including comparing and reconciling such information directly to the underlying accounting and other records used to prepare the basic financial statements or to the basic financial statements themselves, and other additional procedures in accordance with auditing standards generally accepted in the United States of America. In our opinion, the Consolidated Year-End Financial Report is fairly stated in all material respects, in relation to the basic financial statements as a whole.

Lauterbach & Amen, LLP

LAUTERBACH & AMEN, LLP

CHAMPAIGN COUNTY FOREST PRESERVE DISTRICT, ILLINOIS

**Consolidated Year-End Financial Report
For the Fiscal Year Ended December 31, 2025**

CSFA #	Program Name	State	Federal	Other	Total
420-00-1758	Site Improvements	\$ 1,439,154	—	—	1,439,154
422-11-0970	Open Space Land Acquisition and Development	43,723	—	—	43,723
422-11-1077	Illinois Bicycle Path Grant Program	2,760	—	—	
422-11-1154	Recreational Trails Program	—	4,778	—	4,778
422-94-1164	Public Museum Capital	200,972	—	—	200,972
		<hr/>	<hr/>	<hr/>	<hr/>
		1,686,609	4,778	—	1,688,627

June 18, 2026

MEMORANDUM

To: Board of Commissioners
From: Sam Ihm, Planning Director
Rusty Maulding, Lake of the Woods Site Superintendent
Re: Retroactive Approval of Emergency Repair of Botanical Garden Well

Action Requested

Staff request that the Board of Commissioners retroactively approve the quote from Hayes and Sims for up to **Thirty-Five Thousand Dollars and 00/100 (\$35,000.00)** and authorize the Executive Director to execute the contract.

Background

The well at the Botanical Garden, which supplies water for the Botanical Garden area, has been operating at 30% capacity since early June. Hayes and Sims, a Mahomet-based company that assumed the company that drilled this well and has serviced it multiple times, found the reduction in capacity was due to a failing pump. Their initial verbal estimate for a new pump was \$25,000 to \$30,000. After beginning repairs, Hayes and Sims found that the piping was undersized and recommended upgrading from 2” to 3” drop pipe. The company believes the undersized pipe contributed to the reduced lifespan of the pump. Hayes and Sims noted that the incorrectly sized pipe was installed by previous ownership. Their latest estimate with a new pump and new drop pipe was \$33,000. Staff requests approval for up to \$35,000 to account for additional needs the contractor may encounter.

Full functionality of the well is required to establish perennial beds, maintain annual plantings and maintain turf grass. These amenities are especially important in the Botanical Garden area. If replacement is delayed, the well could completely fail. In that case, approximately three times the staff hours would be required to maintain daily watering operations by pumping water from the lake or using tanks filled with municipal water.

This purchase falls under Purchasing Policy 2.7.4: Emergency Expenditures, and staff contacted three companies for quotes. Bidding or gathering of detailed quotes were not feasible because of the immediate need for the repairs. Staff chose Hayes and Sims for the repairs because of the company’s familiarity with this well and ability to start work immediately. The quote in process from Kickapoo Drilling Co. was canceled when work began.

Company	Location	Quote
Hayes and Sims	Mahomet	\$33,000.00
Kickapoo Drilling Co.	Downs	Quote canceled
Beck Well Services	Paxton	No reply

Sustainability in Purchasing

A new variable-speed pump controller will ensure the new well pump lasts longer and uses less electricity than the previous pump. The expected lifespan of the new pump is 30 years.

Project Funding

Kickapoo Rail Trail Line of Credit Interest	\$35,000.00
---	-------------

At the time the 2026 Budget was prepared, it was anticipated the Forest Preserves would need to draw on a line of credit for the Kickapoo Rail Trail to fund Forest Preserves operations before being reimbursed by the Illinois Department of Commerce and Economic Opportunity (DCEO). The Forest Preserves were recently awarded a Working Capital Advance from DCEO and will not have to draw on the line of credit as initially planned, resulting in savings that will cover this emergency purchase.

June 18, 2026

MEMORANDUM

To: Board of Commissioners
From: Michael Daab, Deputy Executive Director
Re: Approval of Land Acquisition Funding Transfer

Action Requested

Staff requests the Board of Commissioners approve a transfer of up to **Four Hundred Seventeen Thousand Dollars (\$417,000)** from the Forest Preserves Land Acquisition Fund to the Forest Preserve Friends Foundation (FPFF) for the purpose of a land purchase to expand Homer Lake Forest Preserve.

Background

In early November 2025, staff were made aware of property for sale directly adjacent to Homer Lake Forest Preserve. The 33.75 acres offered for sale consists of farmland with soil developed under native tallgrass prairie. A memorandum of intent to purchase was agreed upon by the sellers and the Forest Preserves in late November 2025.

At the direction of the Board of Commissioners, staff pursued a Prairie State Conservation Coalition grant to support purchase of the land and not expend the entirety of the Forest Preserves' available land acquisition funds. Staff were informed last month that an acquisition grant would not be awarded.

The sellers of the property had agreed to wait on the results of the grant before considering a sale to any entity other than the Forest Preserves. On June 3, staff received direction from the Board to work with legal counsel to pursue acquisition of the land in partnership with the FPFF. The FPFF has voted to move forward as the buyer of the property, with a memorandum of understanding outlining details such as operations and maintenance responsibilities to follow from legal counsel.

The most recent fair market appraisal of the land stated the value at \$540,000, which is the price in the sales contract. The Forest Preserves currently have \$417,000 available in a committed land acquisition fund. Fundraising efforts are anticipated to make up the \$123,000 difference. Fundraising in excess of this amount will be used to preserve Forest Preserves resources for future land acquisition opportunities. Donation requests can also be made for restoration and access support.

The purchase of this property helps to meet the public demand for additional protected natural space and trails as identified in surveys, as well as work toward the 2024 Comprehensive Plan recommendation to "buy and restore more land to provide more benefits to people and planet." The plan for the land upon purchase is to restore it to historical native vegetation and add a loop trail for recreational and educational use. We intend to work with the Natural Resources Conservation Service to find Conservation Reserve Program (CRP) funding to help with initial planting costs as well as annual program payments that will offset management costs. We proposed that this land be purchased by the Forest Preserve Friends Foundation to hold for the Forest Preserves because the Foundation is in the best position to receive CRP support under current rules, and the land could potentially be used as a matching gift to the Forest Preserves under a future grant program.

Attachments:

1. Property of Interest Aerial Map and Aerial Photos
2. Draft Sales Agreement

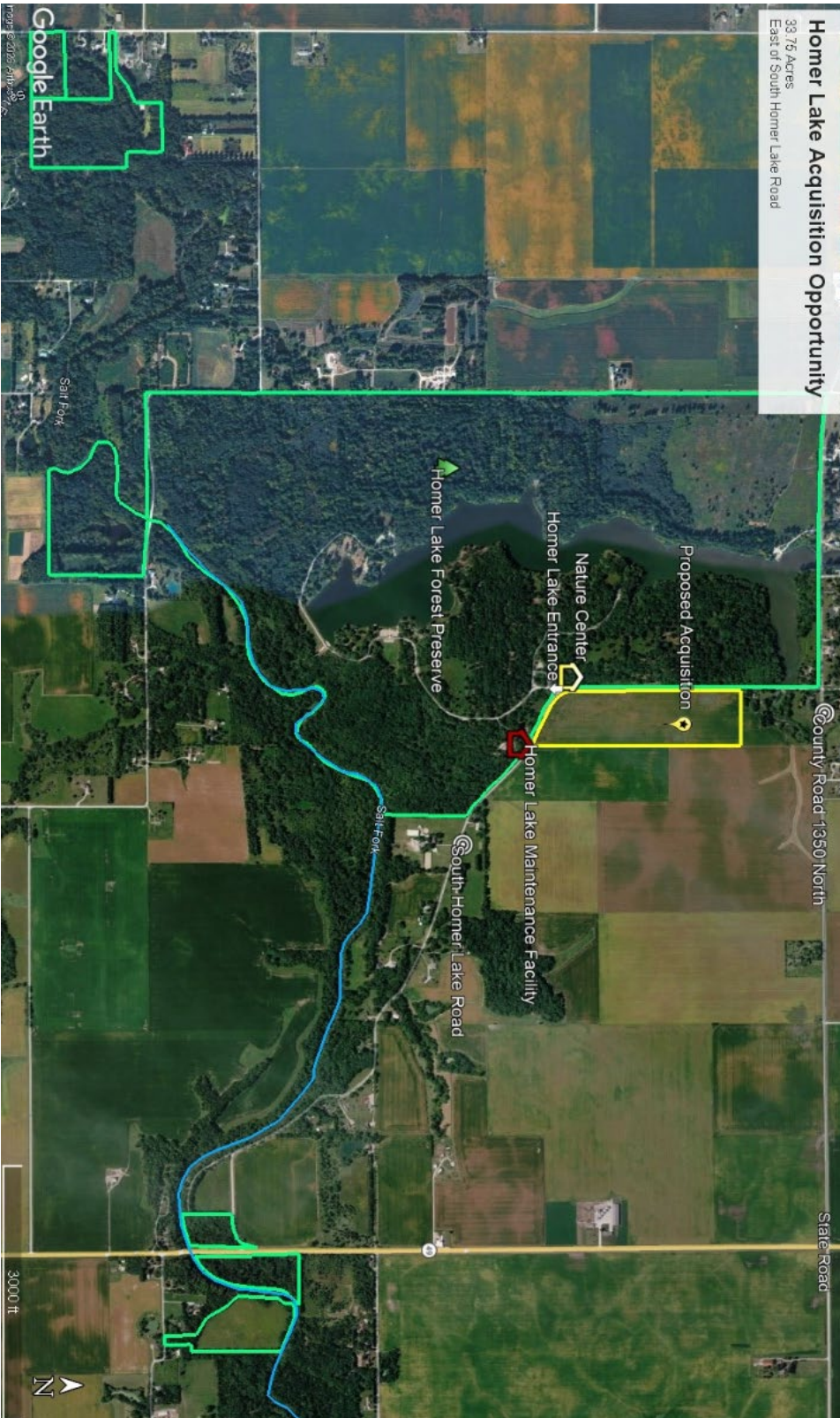


Figure 1: Property of Interest Aerial Map



Figure 2: Property of Interest Aerial Photograph 1



Figure 3: Property of Interest Aerial Photograph 2

ILLINOIS FARM SALES CONTRACT

This Illinois Farm Sales Contract (“Agreement”) is made and entered into to be effective as of June ____, 2026 (“Effective Date”), by and between Robert C. Riggs and July L. Riggs, husband and wife and doing business as Riggs Family Farm (“Seller”), and the Forest Preserve Friends Foundation, an Illinois not-for-profit corporation (“Buyer”). Seller and Buyer are hereinafter individually referred to as a “Party” and collectively as “Parties.”

RECITALS

A. Seller is the owner of real estate located in Champaign County, Illinois, known and operated as the Riggs Family Farm which is described below.

B. Seller desires to sell the Farm to Buyer and Buyer desires to purchase the Farm from Seller.

NOW THEREFORE, in consideration of the mutual covenants contained herein and for other good and valuable consideration, the receipt and sufficiency of which are hereby acknowledged, the Parties agree as follows:

1. **MUTUAL COVENANTS.** Seller agrees to sell and Buyer agrees to purchase a portion of the Farm, **consisting of +/- 33.75 gross acres**, as described on **Exhibit A** attached hereto and incorporated by reference herein (“Land”), together with all easements, permits, licenses, rights (including, but not limited to mineral, water and drainage rights), privileges, franchises, and all other appurtenances, whether or not located on the Land hereinafter, which together with the Land are hereinafter referred to as the “Farm”, all upon the terms set forth in this Agreement.

2. **PURCHASE PRICE.** Buyer agrees to pay to Seller the gross sum of **Five Hundred Forty Thousand and no/100 Dollars (\$540,000.00) (the “Purchase Price”)**. Buyer, within five (5) business days of the execution of the Contract will pay **One Thousand and no/100 Dollars (\$1,000.00) (the “Earnest Money”)** to be held as earnest money in an account of **Chicago Title & Trust Company, Champaign, Illinois (the “Title Company”)** which shall act as escrow agent hereunder. The Earnest Money shall be applied to Buyer’s payment of the Purchase Price at the time of Closing, as defined herein, or otherwise released as provided herein. The balance of the Purchase Price, adjusted by prorations and credits allowed the Parties by this Agreement shall be paid to Seller at Closing by wire transfer, cashier's check, or other form of payment acceptable to Seller.

3. **POSSESSION AND CLOSING.** Provided that the Buyer has sent the Satisfaction Notice, as defined herein, Seller shall deliver possession of the Farm to Buyer concurrently with **the closing of this transaction (“Closing”) which shall be held within ten (10) business days following the expiration of the Due Diligence Period, as defined herein (the “Closing Date”)**. Closing shall be held at the offices of the Title Company or such other place as the Parties may agree. The Parties hereby acknowledge and agree the Closing may be an escrow closing so that a Party’s presence at the Closing is not required. Any fees charged by Title Company for handling this transaction shall be allocated equally between the Parties.

4. **DEED OF CONVEYANCE AND CLOSING DOCUMENTS.** If the Satisfaction Notice is given by Buyer on or before the end of the Due Diligence Period (defined below) and neither of the Parties is in breach of any of its obligations under this Agreement, the Parties shall, on or before the Closing Date, deliver the following to Title Company (collectively, "Deliveries"):

A. Buyer's Deliveries. Upon notification from Title Company that Title Company is prepared to close this transaction ("Closing Notification"), Buyer shall deliver the following to Title Company:

1. Remainder of Purchase Price. Buyer shall deposit with Title Company the balance of the Purchase Price, subject to credits and prorations provided herein, via wire transfer;
2. Real Estate Transfer Declaration. The Real Estate Transfer Declaration required by the State duly executed or initialed by Buyer;
3. Lease. The lease as described in Section 12; and
4. Other Documents. Any other documents or instruments reasonably necessary or appropriate, consistent with this Agreement, as may be required by Escrow Agent or the Title Company.

B. Seller's Deliveries. Upon receipt of the Closing Notification, Seller shall deliver the following to Title Company:

1. Deed. A General Warranty Deed, fully executed and acknowledged, in recordable form, in form reasonably satisfactory to Buyer and Title Company;
2. FSA Transfer Documents. All documents necessary to transfer the FSA Programs or Conservation Reserve Program contracts to Buyer, if required;
3. Non-Foreign Affidavit. A Non-Foreign Person Affidavit, duly executed and sworn to by Seller and acknowledged in form and content reasonably required by Buyer;
4. Other Affidavits. Any affidavit or certificate required by any agency of State of Illinois, or Title Company, or reasonably required by Buyer, to be filed with regard to any ad valorem or other tax pertaining to the Farm or the sale of the Farm;
5. Real Estate Transfer Declaration. The Real Estate Transfer Declaration required by the State of Illinois duly executed by Seller;
6. Supplemental Representation Certificate. A certificate executed by Seller confirming, as of the Closing Date, all representations and warranties made by Seller in this Agreement continue to be true and correct;
7. Lease. The lease as described in Section 12; and
8. Other Documents. Any other documents or instruments reasonably necessary or appropriate, consistent with this Agreement, as may be required by Escrow Agent or Title Company.

5. MINERAL RIGHTS. One hundred percent (100%) of all mineral rights owned by Seller with respect to the Farm shall be conveyed to the Buyer at Closing.

6. SURVEY. Seller, within five (5) days of the execution of this Agreement, shall provide Buyer with

copies of all existing surveys and applicable FSA Office information for the Farm that Seller has in its possession or control, or otherwise obtains during the Due Diligence Period. To the extent Buyer desires a new or updated survey of the Farm, Buyer may obtain such survey at its sole cost and expense during the pendency of this transaction.

7. **DUE DILIGENCE PERIOD.** Seller, **within three (3) business days of the Effective Date** will provide Buyer with copies of any and all documents listed on Exhibit B that are in Seller's possession ("Seller Documents"). Buyer shall have **thirty (30) days following the execution of this Agreement ("Due Diligence Period")** in which to conduct due diligence on the Farm, including but not limited to a Phase 1 Environmental Study on the Farm and Seller specifically agrees to cooperate with Buyer's environmental consultant and complete such questionnaires as may be reasonably required by such consultant, all of such due diligence shall be completed at Buyer's expense. In the event that during the Due Diligence Period, Buyer, in its sole and absolute discretion, determines that a condition disclosed in the Environmental Study renders the Farm not suitable for Buyer's intended use, then Buyer may elect not to proceed with the transaction and terminate this Agreement by giving notice to that effect to Seller ("Termination Notice") prior to the expiration of the Due Diligence Period. If Buyer fails to provide Seller with a Termination Notice, this Agreement shall continue. Seller shall grant access to the Farm during normal business hours between the date of this Agreement and the date of the Closing to Buyer, Buyer's agents, surveyors, consultants, inspectors and other representatives ("Buyer's Agents") for the purpose of inspecting the Farm. Buyer agrees to indemnify, defend and hold Seller harmless from any loss or damage arising from Buyer's and/or Buyer's Agents' activities on the Farm, and Buyer shall be responsible for the repair of any damage to the Farm, including growing crops, caused by Buyer's Agents' action at the Farm.

8. **REAL ESTATE TAXES AND SPECIAL ASSESSMENTS.** The Seller shall pay the real estate taxes for the Farm for 2025 payable in 2026 and shall give Buyer a credit at Closing for the real estate taxes for the Farm for 2026 payable in 2027. Real Estate taxes for all subsequent years shall be Buyer's responsibility. Buyer shall pay any special assessments with respect to the Farm levied after the date of execution of this Agreement by both parties and Seller shall pay, or give Buyer a credit for, any special assessments existing as of the date of execution of this Agreement.

9. **EVIDENCE OF TITLE.** Seller shall, **within ten (10) days** of the Effective Date, provide Buyer a commitment to issue an ALTA title insurance policy in the amount of the Purchase Price, which shall be issued by Title Company together with legible copies of all schedule B exception documents. If the title commitment discloses exceptions that are unacceptable to Buyer ("Unacceptable Exceptions"), Buyer shall give written notice of such Unacceptable Exceptions to Seller within fifteen (15) days of the receipt of such commitment and all schedule B exception documents. Seller shall have a reasonable time, not to exceed thirty (30) days, to have such Unacceptable Exceptions removed; provided however that any such Unacceptable Exceptions which may be removed by the payment of money may be cured by deduction from the Purchase Price at Closing. If Seller is unable or unwilling to cure such Unacceptable Exceptions within said thirty (30) day period, then Buyer shall have the option to terminate the Agreement in which case Buyer shall be entitled to a refund of the Earnest Money. The parties agree that the Closing Date shall automatically be extended until at least ten (10) days after the Seller's removal of such Unacceptable Exceptions.

10. **DEFAULT.** If Buyer fails to perform any obligation imposed by this Agreement, Seller may serve written notice of default upon Buyer and if such default is not corrected within fifteen (15) days thereafter, at the option of the Seller, Buyer's rights under this Agreement shall terminate and the Seller shall be entitled to pursue any remedies available at law or at equity. If Seller fails to perform any obligations imposed by this Agreement, Buyer may serve written notice of default upon Seller and if such

default is not corrected within fifteen (15) days thereafter, at the option of Buyer, Seller's rights under this Agreement shall terminate and Buyer shall be entitled to pursue any remedies available at law or at equity. The parties reserve the right to seek specific performance of the terms of this Agreement. In the event of default hereunder, the defaulting party shall be liable for all damages, court costs and attorneys' fees incurred by the non-defaulting party in enforcing the terms and provisions of this Agreement.

11. **NOTICES.** All notices, requests, demands, and other communications hereunder shall be in writing and shall be given by (i) established express delivery service which maintains delivery records, (ii) hand delivery, or (iii) certified or registered mail, postage prepaid, return receipt requested, to the parties at the addresses set forth below, or at such other address as the Parties may designate by written notice in the above manner. Notices and other communications may also be given by electronic mail, provided the notice or other communication is concurrently given by one of the above methods. Notices are effective upon receipt, or upon attempted delivery if delivery is refused or if delivery is impossible because of failure to provide a reasonable means for accomplishing delivery.

If to Seller:

Riggs Family Farm
1332 Homer Lake Road
Homer, IL 61849

With a Copy to:

If to Buyer:

Champaign County Forest Preserve District
Attn: Mike Daab, Deputy Executive Director
109 S Lake of the Woods Rd,
Mahomet, IL 61853
Telephone: (217) 586-3360
Email: mdaab@ccfpd.org

With a Copy to:

Meyer Capel, A Professional Corporation
Attn: Matt C. Deering
306 W. Church Street
Champaign, IL 61820
Telephone No. (217) 352-1800
Email: mdeering@meyercapel.com

Either Party may, by giving notice pursuant hereto, change the information set forth above.

12. **LEASE INFORMATION.** Seller represents and warrants that Seller farms and there is no lease in existence with respect to the Farm for the 2026 crop year or any subsequent years. Seller agrees that at Closing, Seller shall lease the Farm from Buyer following Closing through completion of the 2026 fall

harvest, which Seller will complete diligently and in good faith. The lease shall provide for (a) no rent provided Seller completes the harvest and surrenders sole possession of the Farm to Buyer prior to December 1, 2026, and (b) cash rent in an amount equal to \$____.00 per tillable acre beginning on December 1, 2026 in the event Seller fails to complete the harvest and surrender sole possession of the Farm to Buyer prior to December 1, 2026. The lease shall further provide that Seller will include Buyer as an additional insured on all insurance policies covering the Farm and activities conducted thereon, that such coverage shall be in amounts reasonably satisfactory to Buyer, and in exchange for maintaining such insurance and crediting Buyer for 2026 payable in 2027 real estate taxes Seller shall retain the benefit of all crops. During the Due Diligence Period, the parties shall negotiate in good faith the additional terms of the lease and the lease shall be a closing delivery.

13. **TAX EXCHANGE.** Buyer hereby acknowledges that it may be the intent of Seller, in agreeing to sell the Farm described herein, to effect a tax-deferred exchange at no liability or expense to Buyer, pursuant to Section 1031 of the Internal Revenue Code. Buyer and Seller agree that Seller shall have the right to assign all of its rights under this Agreement to a qualified intermediary or other accommodation party pursuant to Section 1031. Buyer further agrees to cooperate with Seller in good faith and to sign documents reasonably requested by Seller to acknowledge the assignment of Seller's rights hereunder and the receipt by Buyer of notices of such assignment, and similar documents. Seller agrees that the closing shall not be delayed as a result thereof and that Buyer shall not be required to accept legal title to any property other than the Farm as a result of Seller's tax-deferred exchange. All expenses associated with any tax-deferred exchange initiated by the Seller shall be the sole obligation of the Seller.

14. **LIABILITY OF ESCROW AGENT.** The Parties acknowledge that any escrow agent ("Escrow Agent") hereunder is acting at their request and at their convenience. Escrow Agent, when acting in such capacity, shall not be deemed to be the agent of either of the Parties hereto and Escrow Agent shall not be liable to either of the Parties for any acts or omissions on its part unless taken or suffered in bad faith, in willful disregard of this Agreement, or involving Escrow Agent's gross negligence. Seller and Buyer shall, jointly and severally, indemnify, defend and hold Escrow Agent harmless from and against all costs, claims, and expenses, including reasonable attorneys' fees, incurred in connection with the performance of Escrow Agent's duties hereunder except with respect to acts or omissions taken or suffered by Escrow Agent in bad faith, in willful disregard of this Agreement, or involving gross negligence on the part of the Escrow Agent. In no event shall the Escrow Agent be liable for unearned interest with respect to the earnest money deposit and all interest accrued thereon to the non-defaulting party.

15. **ENTIRETY OF AGREEMENT.** This Agreement contains the entire agreement between the parties.

16. **TIME OF THE ESSENCE.** The time for performance of the obligations of the parties is of the essence of this Agreement.

17. **BINDING AGREEMENT.** If Buyer and Seller accept this offer, it shall constitute a binding agreement for sale of the Farm in accordance with the terms and conditions specified herein.

18. **REPRESENTATIONS/WARRANTIES BY SELLER.** Seller represents and warrants to Buyer as of the date of this Agreement, and as of the Closing Date, that:

A. Seller has the full right, power and authority to enter into this Agreement and to perform the provisions of this Agreement.

B. Seller has received no notice of any condemnation or eminent domain proceedings pending or contemplated against the Farm, or any part thereof, and Seller has not received any notice, oral

or written, of the desire of any public authority or other entity to take or use the Farm, or any part thereof, and to the best of Seller's knowledge, none of the foregoing is pending or contemplated.

C. Seller does not know of any litigation or threatened litigation, affecting the Farm, or any part thereof, or Seller's right to sell the Farm, and to the best of Seller's knowledge, none of the foregoing is pending or contemplated. Seller shall give Buyer prompt notice of any such litigation instituted prior to Closing of which it receives notice.

D. The Farm is free and clear of any and all liens or other similar claims, except as disclosed in the title commitment to be obtained pursuant to Section 9 hereof.

E. Other than generally published statewide increases in assessed values, Seller has not received any notice of a proposed increase in the assessed valuation of the Farm for ad valorem tax purposes and Seller has no knowledge of any proceeding pending or presently being prosecuted in the respect thereof.

F. To the best of Seller's knowledge, no hazardous material exists on or in the Farm. Seller has received no notice of the existence or possibility of the existence of any hazardous material on or in the Farm from any person or governmental authority.

G. All mortgage liens, deeds of trust or other monetary liens created by, through or under Seller encumbering the Farm shall be fully released at Closing at Seller's sole expense.

H. Seller is in compliance with all government Farm Service Agency programs and Conservation Reserve Program contracts related to the Farm and has provided Buyer with copies of any such program documents or contracts.

I. Prior to Closing and as a condition of Buyer's obligation to close, Seller shall complete all construction work required to modify an existing water way on the Land in such manner as agreed to and approved by Buyer.

Seller covenants and agrees that Seller will not knowingly take or cause to be taken any action, or fail to perform any obligation, which would cause any of the foregoing representations or warranties to be materially untrue as of Closing. Seller shall immediately notify Buyer, in writing, of any event or condition known to Seller that occurs prior to Closing hereunder, which causes a change in the facts relating to, or the truth of, any of the above representations or warranties. All representations and warranties set forth in this Agreement shall survive the Closing.

19. **NO RULE OF STRICT CONSTRUCTION.** The language contained herein shall be deemed as approved by all parties hereto to express their mutual consent. No rule of strict construction shall be applied against a Party to this Agreement.

20. **ASSIGNMENT.** The terms of this Agreement shall be binding upon the Parties, their successors and assigns. Seller specifically acknowledges Buyer shall have the right to assign this Agreement at its discretion upon providing written notice to Seller.

21. **FACSIMILE SIGNATURES.** The Parties acknowledge photocopies of this Agreement which have been executed by the Parties hereto or their respective agents shall be binding upon the Parties as if such photocopies were originals regardless of whether such photocopies of the Agreement have been delivered by personal service, regular mail, facsimile transmission or otherwise. Upon request from a Party hereto,

the other Party agrees to execute an original Agreement upon presentation thereof if such Agreement has previously been executed and delivered in photocopy form by personal delivery, facsimile transmission, regular mail or otherwise.

22. **REAL ESTATE BROKER.** Buyer and Seller each represent to the other that there are no real estate agents or brokers entitled to a commission in connection with this purchase and sale of the Farm other than Clayton Maddox of Maddox Land Group, an office of Keller Williams The Real Estate Center of Illinois (the "Seller's Agent"). Seller shall be solely responsible for any and all fees due Seller's Agent. Except for the representation of Seller by Seller's Agent, Seller and Buyer each represent and warrant strictly for themselves that each has not dealt with any other broker or finder in connection with any of the transactions contemplated by this Agreement, and insofar as each for themselves know, no broker, agent, or other person is entitled to any commission or fee with respect to any such transaction. Further, each Party shall indemnify, defend and hold the other Party harmless from and against any claim or loss incurred or suffered as a result of any agent's or broker's commission or finder's fee alleged to be payable because of any statement, act or omission of the indemnifying party.

23. **202 Crop, FSA and CRP Payments.** Seller shall be entitled to all crops or lease payments for the 2026 crop year and any FSA or crop payments with respect to the Farm for the 2026 crop year. All future FSA or Conservation Reserve Program payments shall be payable to Buyer (or Buyer's tenant) and retained by Buyer (or Buyer's Tenant) for Buyer's (or Buyer's Tenant's) sole benefit. All FSA contracts and Conservation Reserve Program contracts (if any) concerning the Farm will be assigned by Seller to Buyer and assumed by Buyer at Closing.

(Signature Page to Follow)

IN WITNESS WHEREOF the Parties have caused this Agreement to be signed the day and year first above written by themselves or their respective duly authorized officers.

SELLER:

BUYER:

FOREST PRESERVE FRIENDS FOUNDATION

Robert C. Riggs

By: _____

Name (Print): _____

Its (Title): _____

Judy L. Riggs

Exhibit "A" - LEGAL DESCRIPTION

TO COME FROM TITLE COMMITMENT AND INCLUDE ALL 9 ACRES OF PARCEL No. 26-24-31-200-002 AND THE SOUTHERN 23.75 ACRES OF PARCEL No. 26-24-30-400-011

Exhibit "B" - Seller Documents

Seller shall provide Buyer with true copies of any and all of the following documents in Seller's possession and/or control:

1. Title policies
2. Phase I or other environmental site assessments or audits
3. Soil condition reports
4. Drainage/tile maps
5. Water quality studies
6. Well productivity reports
7. Surveys or maps of the Farm
8. Leases
9. FSA and CRP contracts
10. Any other agreements or permits that are applicable to or affects the Property

June 18, 2026

MEMORANDUM

To: Board of Commissioners
From: Sam Ihm, Planning Director
Re: KRT Intergovernmental Agreement Amendment

Action Requested

Staff request that the Board of Commissioners approve the amended Kickapoo Rail Trail Intergovernmental Agreement.

Background

In January 2024, the Board of Commissioners approved an Intergovernmental Agreement (IGA) among the Forest Preserves, the Vermilion County Conservation District (VCCD), and the Urbana Park District (UPD) for the use of Department of Economic Opportunity (DCEO) funds, grant HD220154, to complete the KRT. The allocated funding from DCEO is not sufficient to complete the scope of the DCEO project. Language has been added to the IGA to stipulate that the scope may be altered to meet available funding, and that partner agencies are not obligated to pay out of pocket to complete components not covered by DCEO funding. Changes are shown in red in Attachment 1. The original Amendment 1 is on hand for signature.

The amended IGA has been reviewed by our Steering Committee partners and legal counsel. It has been signed by the Vermilion County Conservation District and is scheduled for approval by the Urbana Park District on July 14th.

Previous Applicable Board Reports

October 16, 2025 Kickapoo Rail Trail Construction Board Action Request
January 18, 2024 KRT Intergovernmental Agreement

Attachments

1. Kickapoo Rail Trail Intergovernmental Agreement – Amendment 1

**KICKAPOO RAIL TRAIL
INTERGOVERNMENTAL AGREEMENT –
AMENDMENT 1**

THIS AGREEMENT is hereby made and entered into this ____ day of _____, _____, by and between the CHAMPAIGN COUNTY FOREST PRESERVE DISTRICT (“CCFPD”), VERMILION COUNTY CONSERVATION DISTRICT (“VCCD”), and the URBANA PARK DISTRICT (“UPD”), (each a “Party” and collectively along with any additional governmental agencies joining the Agreement in the future, the “Parties”).

W I T N E S S E T H:

WHEREAS, the Parties to this Agreement, each being a public agency as defined in the Illinois Intergovernmental Cooperation Act (5 ILCS 220/ *et seq*) (the “Act”), have proposed a collaboration for long term planning and development of the multi-use Kickapoo Rail Trail (“KRT”), as well as the public lands and amenities appurtenant thereto, in order to make efficient use of public dollars, ensure consistent maintenance, general standards of appearance and branding, and ultimately to provide the greatest benefit to the Parties’ respective constituencies by linking key resources;

WHEREAS, the KRT contains a wide range of important and unique natural resources and presents outstanding opportunities for recreation and economic development;

WHEREAS, the KRT is located on federally rail-banked properties currently owned by the CCFPD, VCCD and Illinois Department of Natural Resources (“IDNR”), which traverse the jurisdictions of various governmental Parties;

WHEREAS, given the federally rail-banked status of the KRT, the Surface Transportation Board (the “STB”) jurisdiction over the property is so that under certain circumstances, ownership of the property could revert to CSX to be reactivated for railroad purposes;

WHEREAS, CCFPD has applied for and received funds from the Illinois Department of Commerce and Economic Opportunity (“DCEO”) for the design and construction of portions of the KRT and amenities in Champaign and Vermilion Counties; and

WHEREAS, Section 3 of the Act authorizes public agencies to enter into cooperative agreements.

NOW, THEREFORE, the Parties hereto mutually agree that:

1. DCEO Grant HD220154 funds shall be used to cover KRT construction and engineering costs (“Project Costs”) not to exceed \$11,200,000.00.
2. CCFPD will act as the lead Agency for coordinating all aspects of the work completed as contemplated by DCEO Grant HD220154. Specifically, such work (the “Project”) shall be broken down into the following “Portions”:

- Design and Construction Engineering for, and Construction of trail from the County Line east to Oakwood in Vermilion County (the “VCCD Portion”);
- Land Acquisition, Design and Construction Engineering, and Construction of trail from Smith Road to Main Street, and Construction Engineering and Construction of trail from St. Joseph to Ogden in Champaign County (the “CCFPD Portion”); and
- Design and Construction Engineering, and Construction of a trailhead at Weaver Park (the “UPD Portion”).

3. As the lead Agency CCFPD shall allocate DCEO Grant HD22015 funds to the Parties’ respective Portions of the Project according to the table below or amend as allowed by section 4 and as agreed to by all Parties.

Agency	Percentage of Award	Award Per Agency
UPD	10.3%	\$1,148,023.10
CCFPD	30.4%	\$3,407,969.63
VCCD	59.3%	\$6,644,007.27
Total	100%	\$11,200,000.00

4. No Party shall be obligated to fund Project Costs that exceed allocated DCEO Grant HD220154 funds. A Party may instead agree to remove components of that Party’s portion of the Project, provided that such a removal is allowable under existing contracts and agreements, so that DCEO and any other donated funds available are sufficient to meet Project Costs for work in the Party’s portion of the Project. Removal of components from the VCCD Portion must not exceed the section of trail construction from CR 2800 E to S Main St in Fithian, unless any change orders originating from current construction of the VCCD Portion deplete available funding. Each of the Parties shall be solely responsible for any and all Project Costs from work actually completed in the Party’s portion of the Project that exceed allocated DCEO Grant HD220154 and any other donated funds available. Donated funds shall only be used to pay for items identified in section 2.
5. Each of the Parties shall allow available DCEO Grant HD22015 funds to be reallocated to other Portions of the Project if actual Project Costs for their respective Portion are below estimates upon completion.
6. In the event there are DCEO Grant HD220154 funds available for reallocation each of the parties shall be given the opportunity to present and discuss fund reallocation during a monthly KRT Steering Committee meeting and the parties shall cooperate and in good faith determine an appropriate reallocation of the funds.
7. An Owners’ representative shall be contracted by CCFPD to assist all Parties in meeting the requirements of Grant HD220154.
8. CCFPD shall submit periodic financial and performance reports to DCEO.
9. CCFPD shall manage procurement, contracts, and vendor payments on behalf of VCCD and UPD.
10. CCFPD shall consult with VCCD and UPD in good faith with respect to review of prospective contracts for construction or professional services prior to acceptance or rejection of each such

contract.

11. Each of the Parties shall follow the guidelines of the DCEO Grant HD220154 agreement with respect to its Portion of the Project, including but not limited to auditing requirements, procurement guidelines, signage requirements, timely billing, records retention, and accessibility.
12. Each of the Parties shall complete work for its Portion of the Project within the specific time frame of DCEO Grant HD220154 .
13. The term of this Agreement will continue until satisfaction of the DCEO Grant HD220154 agreement.
14. The terms of this Agreement may only be amended by mutual consent of the Parties with a written Amendment executed and dated by the Parties.
15. Any Party may terminate its participation in this Agreement for any reason by providing sixty (60) days written notice to the other Parties hereto. Unless and until all Parties' participation is terminated by written notice, this Agreement will remain in full force and effect. If Party chooses to terminate without completing its Portion of the Project, the terminating Party must immediately return any remaining DCEO Grant HD220154 funds in its possession and/or control to CCFPD who shall coordinate with grant administrator in accordance with this Agreement and terms of DCEO Grant HD220154.
16. Each Party is responsible for the future maintenance, repair, and management of the improvements in its Portion the Project.
17. If any provision of this Agreement is held unenforceable, then such provision will be modified to reflect the Parties' intention. All remaining provisions of this Contract shall remain in full force and effect.
18. Each Party shall save, hold harmless, indemnify, and defend each of the other Parties and their respective officials, officers, employees, and agents, from and against any and all loss, damage, injury or death, including reasonable attorneys' fees and costs associated therewith, caused by or arising out of the Parties' performance and/or failure to perform under this Agreement, exclusive of loss, damage, injury or death directly resulting from the acts or omissions of the Party seeking to be held harmless, indemnified and defended, or of its officials, officers, employees or agents.
19. Except for the Memorandum of Understanding entered into by the Parties on _____ which shall remain in effect and may be referred to in connection with interpretation and performance of this Agreement, including all Exhibits, Attachments and documents specifically referred to herein, if any, sets forth the entire agreement between the Parties.
20. This Agreement is subject to the jurisdiction and laws of the State of Illinois.

IN WITNESS WHEREOF, the Parties hereto have executed this Agreement, effective as of the date of the latest signature below (the "Effective Date").

For the Champaign County Forest Preserve District

Date

Attest

Date

For the Vermilion County Conservation District

Date

Attest

Date

For the Urbana Park District

Date

Attest

Date

June 18, 2026

MEMORANDUM

To: Board of Commissioners
From: Sam Ihm, Planning Director
Re: Approval of Change Orders 2 and 3 for Kickapoo Rail Trail Construction

Action Requested

Staff requests the Board of Commissioners to approve Change Orders 2 and 3 for Kickapoo Rail Trail Construction for **Nineteen Thousand Two Hundred Sixty Dollars and 00/100 (\$19,260.00)**.

Background

As stated in previous memos, the Forest Preserves must reduce the scope of the original Stark Excavating \$9,181,224.00 contract for trail construction to fit within the allocated DCEO budget. However, the change orders below are necessary to ensure the proper construction of the sections of the KRT that are being completed in 2026.

According to the Forest Preserves' Purchasing Policy, approval for Change Order 2 should have been brought to Commissioners in May since the running total of change orders with Change Order 2 exceeds the \$30,000 threshold for projects with a base bid of at least \$250,000.

Change Orders

Date	Description	Change in Contract	Change Order Total	Details
3/19/2026	CO1	\$23,100	\$23,100	Urbana rail and tie removal/disposal
5/11/2026	CO2	\$16,050	\$39,150	New culvert end sections for a culvert not in original scope
6/5/2026	CO3	\$3,210	\$42,360	Excess piping hauled to HL for future trail use

June 18, 2026

MEMORANDUM

To: Board of Commissioners
From: Lorrie Pearson, Executive Director
Michael Daab, Deputy Executive Director
Sam Ihm, Planning Director
Re: Nature Center Design-Build Contract Approval

Action Requested

Staff request the Board of Commissioners approve the proposal from **Morton Buildings, Inc.** for Nature Center Design-Build for **Seven Hundred Ninety-Seven Thousand One Hundred Sixty-Seven Dollars and 00/100 Cents (\$797,167.00)** and authorize the Executive Director to execute the contract.

Proposal Results

Staff solicited proposals on April 22, 2026, and received one (1) proposal from Morton Buildings, Inc. for an addition to the existing building.

Submitter	Location	DBE	Proposed Cost
Morton Buildings, Inc.	Morton, IL	No	\$797.167.00

Background

In April 2026, Commissioners rejected all bids for the Nature Center and directed staff to pursue the design-build process for the construction of a steel post-frame building. Staff issued a Request for Proposals for either an entirely new building or an addition to the existing building. The intent of offering options was to allow companies to choose which construction type was best for the site and still met the budget. Staff, two commissioners, and a representative of the Forest Preserve Friends Foundation reviewed proposals in accordance with the Forest Preserve District and Conservation District Design-Build Authorization Act (70 ILCS 860). The requested approval is a single contract for architecture, engineering, and construction services.

The estimated total project cost still exceeds funding available, shown in **Attachment 1**. Compared to the rejected bid from April 2026, this proposal is \$903,833 less. However, the proposal excludes several items that are highlighted in **Attachment 2**. Staff estimate Morton’s work will cost an additional \$316,000 beyond the proposal cost. Once the exact costs are identified, they will be added to the contract via change order. Since the project’s base proposal cost is over \$250,000, change orders over \$30,000 will require Board approval.

During the design process, staff will explore options for reducing cost, including reducing classroom size, simplifying the roof in the center of the building, and aesthetic changes, which have all been discussed with Morton Buildings. **Attachment 3** shows Morton’s draft rendering, which will change during the design process.

Morton expects the design process will be complete in July and their portions of the construction project will be complete in December 2026. Following Morton’s work, Construction staff will

complete the elements in white on **Attachment 2**. The preliminary estimate for project completion is December 2027.

Equity in Purchasing

Staff found no firms registered through the Champaign Diversity Advancement Program or the State of Illinois Certified Firms Directory who perform both full-service design and building construction.

Previous Applicable Board Reports

April 16, 2026	Nature Center Design-Build Option
April 16, 2026	Rejection of Nature Center Construction Bids
March 19, 2026	Nature Center Construction Bid Results
May 15, 2025	Presentation of Concept Design
September 19, 2024	Approval of Proposal for Homer Lake Forest Preserve Nature Center
June 20, 2024	Range of Options for Nature Center

Attachments

Attachment 1: Nature Center Budget Overview

Attachment 2: Costs Included in Nature Center Building Proposals

Attachment 3: Proposal Rendering and Floor Plan

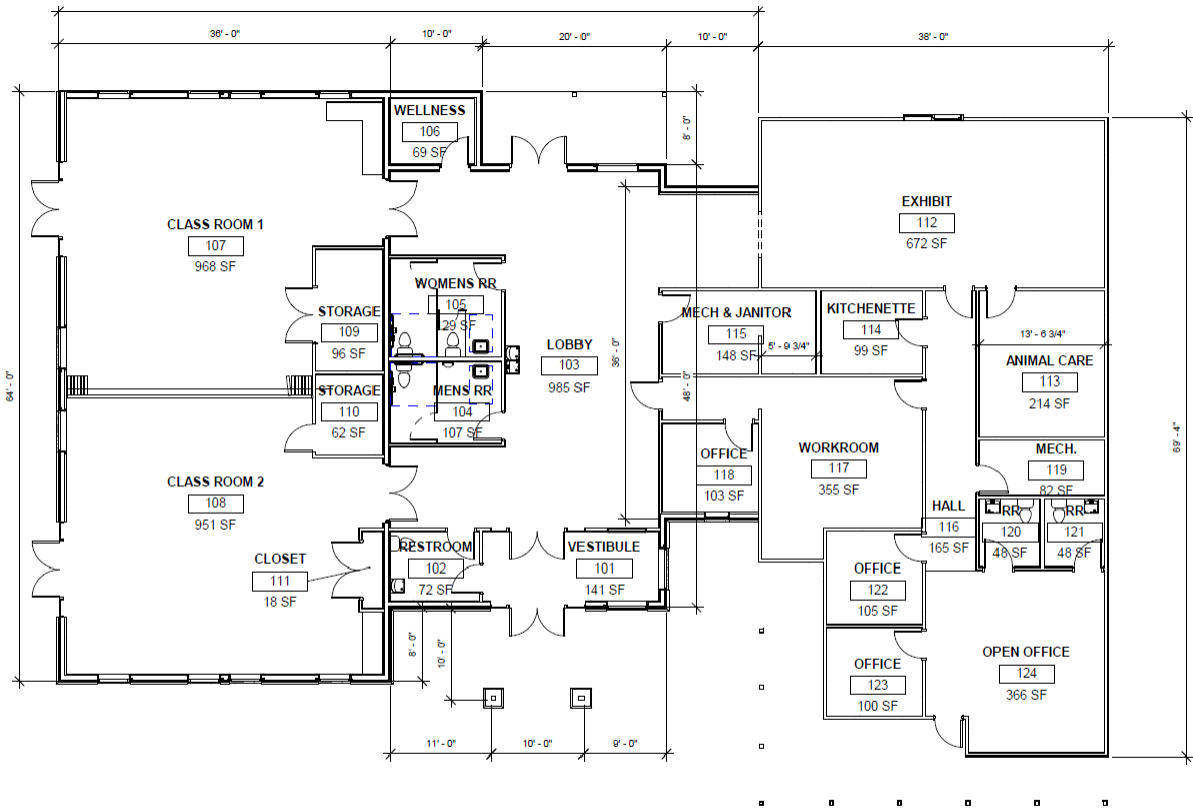
Attachment 1: Nature Center Budget Overview

Budget Sources– Current and Anticipated	
2025 Forest Preserves budget	\$175,000
2026 Forest Preserves budget	\$450,000
2027 Forest Preserves budget	\$600,000
Board commitments from year-end surplus	\$450,000
Foundation commitment	\$500,000 (\$305,000 raised as of June 2026)
Total Funding	\$2,175,000 (\$685,000 available June 2026)
Expenses – Current and Anticipated	
Bailey Edward - concept design and A/E <i>No further costs anticipated</i>	\$191,166.50
Morton proposal	\$796,167
Morton proposal – additional costs (est.) <i>This is the total of highlighted items in Table 2</i>	\$316,000
In-house materials (est.)	\$700,000
Exhibits/installation (est.)	\$300,000
Furnishings (est.)	\$75,000
Total Expenses	\$2,381,333.50
Potential Shortfall	\$206,333.50 (\$784,000 with rejected bid)

Attachment 2: Costs Included in Nature Center Building Proposals

Included Costs	Morton	Rejected Bid
<i>Total</i>	<i>\$796,167</i>	<i>\$1,700,000</i>
Exterior construction (new building)		
Roof and siding (existing building)		
Roof and windows (new building)		
Windows and doors (existing building)		
Doors, walls, interior finishes		
Mechanical (HVAC)		
Electrical utilities		
Utilities		
Plumbing		
Site prep		
Key		
Cost included		
Cost not included, staff will complete		
Cost not included, but Morton will complete (missing/additional costs)		

Attachment 3: Proposal Rendering and Floor Plan



① GRADE
 1/8" = 1'-0"